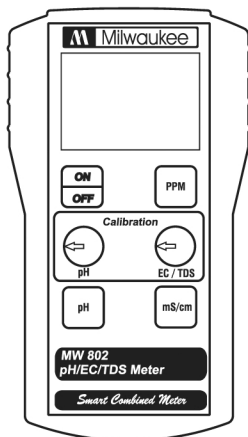


Economy pH/EC Meter

Item #2182A



WARRANTY:

This instrument is warranted from all defects in materials and manufacturing for a period of **two years** from the date of purchase.

The **probe is warranted for a period of six months.**

If during this period the repair or replacement of parts is required, where the damage is not due to negligence or erroneous operation by the user, please return the parts to either distributor or our office and the repair will be effected free of charge.

Note: We reserve the right to modify the design, construction and appearance of our products without advance notice.

PROBE MAINTENANCE:

To ensure long life of meter, be sure to clean the probe with clean water after each use. Never let the probe dry out. Make sure the storage cap is full of storage solution or the probe is stored in a jar or cup so that it is fully hydrated at all times.

PRELIMINARY EXAMINATION

Remove the instrument from the packing material and examine it carefully to make sure that no damage has occurred during shipment. If noticeable damage is found, notify your Dealer.

Each meter is supplied complete with:

- **MA850DIN** preamplified non refillable double junction combination pH electrode with built in EC/TDS probe and temperature sensor; 1m (3.3') cable.
- pH7.01, 1413 $\mu\text{S}/\text{cm}$ & 1382 ppm (for **MW801**) or 1500 ppm (for **MW802**) solutions, 20 mL each.
- Instruction Manual.
- 1 x 9V battery.

OPERATION

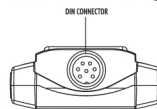
Slide the battery compartment cover located on the back of the meter off, and install the battery into the battery clip connector while observing polarity.

Connect the probe to the meter securely by aligning the pins with the socket and pushing the plug in.

Always remove the electrode protective cap before use.

Make sure that the meter has been calibrated before taking any measurements (see calibration procedure).

Turn the instrument on by pressing the ON/OFF key.



pH MEASUREMENTS

If the electrode has been left dry, soak the tip in a pH7 (**M10007**) buffer solution for a few minutes to reactivate it.

Submerge the tip of the electrode into the sample to be measured, select the pH mode and allow the reading to stabilize before taking measurements.

EC/TDS MEASUREMENTS

Immerse the tip of the electrode into the sample to be tested.

Select the measurement range (EC or TDS) and wait for the temperature sensor to reach thermal equilibrium with the samples before taking measurements.

AFTER MEASUREMENTS the instrument should be switched off and the probe cleaned and stored with a few drops of storage solution in the protective cap.

CALIBRATION PROCEDURE:

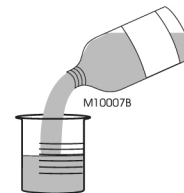
Remove the protective cap from the electrode. Switch the meter on.

Select the range pressing the appropriate key for pH, EC or TDS.

pH Calibration

A) PREPARATION

Single point manual calibration. Choose buffer. If you are going to measure samples near pH 7 use pH 7.01 buffer solution (**M10007B**) for calibration; use pH 4.01 buffer solution (**M10004B**) for acidic measurements, or pH 10.01 (**M10010B**) for alkaline measurements.

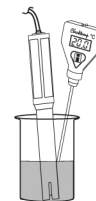


B) PROCEDURE

Rinse the tip of the electrode and immerse it in the calibration solution. Wait a couple of minutes for the reading to stabilize.

Measure the temperature of the buffer solution with a thermometer.

Adjust the calibration knob until the LCD shows the pH value of the buffer at the measured temperature (see pH versus temperature chart).



The calibration is now complete and the meter is ready for use.

EC/TDS calibration:

A) PREPARATION

Single point EC calibration.

Choose appropriate standard:

Model **MW801**: use 1382 ppm (**M10032B**) for TDS or 1.413 $\mu\text{S/cm}$ (**M10031B**) for EC calibration.

Model **MW802**: use 1500 ppm (**M10442B**) for TDS or 1.413 mS/cm (**M10031B**) for EC calibration.

B) PROCEDURE

Immerse the tip of the electrode in the standard solution.

Wait for the reading to stabilize, and thermal equilibrium be reached.

Turn the EC/TDS calibration knob until the display shows the EC or TDS reading at 25°C.



The calibration is now complete and the meter is ready for use.

The instrument should be re-calibrated at least once a month, or when the probe or battery is replaced.

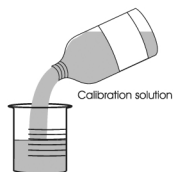
Note: The conversion between EC and TDS is made by a built-in circuit. If calibration is made in EC range, TDS range is automatically calibrated (or vice versa).

BATTERY REPLACEMENT:

The meters are powered by a 9V battery that is in a compartment located in the rear of the instrument.

When the battery becomes weak, the instrument automatically switches off.

Replacement must only take place in a non-hazardous area using an alkaline 9V battery. Slide off the battery compartment cover and replace the old battery with a new one. Make sure that the battery contacts are fully engaged in the connector. Seat the battery in its compartment and replace the cover.



pH VERSUS TEMPERATURE CHART

TEMP		pH VALUES		
°C	°F	MA9004	MA9007	MA9010
0	32	4.01	7.13	10.32
5	41	4.00	7.10	10.24
10	50	4.00	7.07	10.18
15	59	4.00	7.04	10.12
20	68	4.00	7.03	10.06
25	77	4.01	7.01	10.01
30	86	4.02	7.00	9.96
35	95	4.03	6.99	9.92
40	104	4.04	6.98	9.85
45	113	4.05	6.98	9.85
50	122	4.06	6.98	9.82
55	131	4.07	6.98	9.79
60	140	4.09	6.98	9.77
65	149	4.11	6.99	9.76
70	158	4.12	6.99	9.75

OPTIONAL ACCESSORIES

M10007B	pH7.01 buffer solution, 25x20 mL sachet
M10004B	pH4.01 buffer solution, 25x20 mL sachet
M10010B	pH10.01 buffer solution, 25x20 mL sachet
M10031B	1413 $\mu\text{S/cm}$ calibration solution, 25x20 mL sachet
M10032B	1382 ppm calibration solution, 25x20 mL sachet
M10442B	1500 ppm calibration solution, 25x20 mL sachet
MA9015	Electrode storage solution, 220 mL bottle
MA850DIN	pH/EC/TDS spare probe with 1m cable

SPECIFICATIONS:

	MW801	MW802
RANGE	0.0 to 14.0 pH 0 to 1990 ppm 0 to 1990 $\mu\text{S/cm}$	0.00 to 14.00 pH 0 to 4000 ppm 0.00 to 6.00 mS/cm
RESOLUTION	0.1 pH 10 ppm 10 $\mu\text{S/cm}$	0.10 pH 10 ppm 0.01 mS/cm
ACCURACY (@ 20°C)	± 0.2 pH $\pm 2\%$ Full scale	± 0.20 pH $\pm 2\%$ Full scale
CALIBRATION SOLUTIONS	M10007B (pH 7.01) M10031B (1.413 mS/cm) M10032B (1382ppm)	M10442B (1500ppm)
CONVERSION FACTOR	0.5	0.68
CALIBRATION	Manual, at 1 point	
TEMPERATURE COMPENSATION	Automatic from 0 to 50°C	
PROBE	MA850DIN combination pH/EC/TDS probe	
ENVIRONMENT	0 to 50°C, 95%RH max	
BATTERY LIFE /TYPE	1x9V alkaline approx. 150 hours of use	
DIMENSIONS	143 x 80 x 32 mm	
WEIGHT	220 g (with battery)	

Spectrum[®] Technologies, Inc.

3600 Thayer Court
Aurora, IL 60504
(800) 248-8873 or (815) 436-4440
Fax (815) 436-4460
E-Mail: info@specmeters.com
www.specmeters.com