

Официальный дистрибьютор в России



Техника-М

ООО «Техника-М»

г. Москва, 1-й Институтский проезд, д.5, офис 2-135
тел. (495) 709-34-26, (499) 174-80-35
e-mail: info-m@technica.ru

www.technica-m.ru



ATRIX
MATRIX TECHNOLOGY INC.

Add : No. 508, Building D, Huachuangda Culture and
Technology Industrial Park, Haihui Road, 49 th
Area, Bao'an District, Shenzhen, Guangdong, China

TEL : 86-755-2836 4276

P C : 518102

E-mail : sales@szmatrix.com

Http ://www.szmatrix.com

2022

**MATRIX TECHNOLOGY INC.
PRODUCT MANUAL**

THE EXPERT OF DC LINEAR POWER SUPPLY



COMPANY INTRODUCTION

Founded in year 2003, MATRIX TECHNOLOGY INC. is an integration of research and development, production and sales. Since its inception, MATRIX has been focused on development and production of AC/DC power supplies, electronic loads, power meters, LCR meter and other general-purpose instruments. Due to excellent quality and fabulous service, their products have been sold to more than 80 countries and regions all over the world, and have been highly praised and recommended by majority of customers. MATRIX has obtained CE,ROHS, KC and other authoritative certifications. MATRIX will continue to focus on development and production of DC power supply and other related products, to provide users with more reliable, more durable, more humanized design of products.



R&D corner



Aging room



Production line



Temp.&Humidity Test

CONTENTS

DC Power Supply

MPS-D+ Series Single Channel Linear DC Power Supply	01
MPS-H-1 Series Single Channel Linear DC Power Supply	02
MPS-H-3 Series Triple Channel linear DC power supply features	03
PDS Series Programmable Single Channel DC Power Supply	04
MPS-3600LP Series Programmable Single Channel DC Power Supply	05-06
MPS-3600H Series Programmable Single Channel DC Power Supply	07-08
MPS-X/XP Series Programmable Triple ChannelDC Power Supply	09
MPS-S Series Programmable Triple Channel DC Power Supply	10
MPS-3206 Series DC Power Supply	11
WPS series Wide range programmable DC power supply (900W/1500W)	12
MPS-4 Series 4CH programmable DC power supply	13
MPS-5 Series 5CH programmable DC power supply	14
HPS Series Programmable DC Power Supply	15-16
MPS-P Series Programmable DC Power Supply	17

AC Power Source

APS-4000 Series Storage AC Power Source	18
APS-7000 Series Programmable AC Power Source	19-20
APS-50000 Series AC Power Source	21
APS-6000 Series Adjustable AC Power Meter	22

Electronic Load

PEL-8000 Series Programmable DC Electronic Load	23
PEL-7000series Electronic load specification	24

High Precision Power Meter

MPM-1010/1010B High Precision Power Meter	25
---	----

Digital Multimeter

MDM-5500 Digital Multimeter	26
MDM-8145A/8146A/8155A Digital Multimeter	27-28
MDM-8165/8165A Digital Multimeter	29
MDM-200 Series Digital Multimeter	30

Function Arbitrary Waveform Generator

MFG-3000 Series Two Channel Function/ Arbitrary Waveform Generator	31-32
--	-------

Electrical Safety Tester

MST-8101/8103 Programmable Electrical Safety Tester	33
---	----

LCR Meter

MCR-5000 Series Digital LCR Meter	34
MCR-6000A Series High Precision LCR Meter	35
MCR-8000H Series High Precision LCR Meter	36
MCR-9000 Series Precision Impedance Analyzerr	37-38

Oscilloscope

MDS-2000 Series Super- Economical Digital Storage Oscilloscope	39
MOS-620 Dual Channel Analog Oscilloscope	40

Temperature Measuring Instrument

MR-3000P Multichannel Temperature Measuring Instrument	41
MTM-300 Series Infrared Thermometer	42

Oscilloscope Probe

IP Series General Oscilloscope Probe	43
P-6139 Series Oscilloscope Probe	43
Oscilloscope High Voltage Probe	44
Differential Probe	44

Optional Accessories

Single Channel Linear DC Power Supply

MPS-D+ Series



- Current pre-set without short circuit, namely can set the max output current directly
- Smart fan reduce the working noise
- Spec:30V/3A, 30V/5A, 60V/3A, 30V/10A, 60V/5A,15V/10A,15V/15A
- OTP overtemperature protection, more comprehensive protection;
- Output on/off function
- Fine/coarse tuning
- Input voltage 110V/220V switchable
- The smallest 300W(60V/5A,30V/10A) linear adjustable power supply in industry

Single Channel Linear DC Power Supply

MPS-H-1 Series



- 1mV/1mA resolution
- Current can be set without short circuit;
- Current and voltage output can be set in a certain range, which avoid over tuning to break tested object
- Slow startup circuit design, so that the startup current pulse is smaller
- Voltage compensation function to ensure high precision
- USB, RS-232/485 are optional
- Two groups memory, can be recalled quickly
- Current and voltage adjusting knob adopts coding switch design, easy to use, long life, low failure rate
- OVP/OCF function

≤600W Linear DC power supply

Model	Voltage	Current	Power
MPS-3010H-1	0-30V	0-10A	300W
MPS-3020H-1	0-30V	0-20A	600W
MPS-6005H-1	0-60V	0-5A	300W
MPS-6010H-1	0-60V	0-10A	600W
MPS-10003H-1	0-100V	0-3A	300W
MPS-20002H-1	0-200V	0-2A	400W
MPS-30001H-1	0-300V	0-1A	300W

Model	MPS-3003D+	MPS-3005D+	MPS-3010D+	MPS-6003D+	MPS-6005D+	MPS-1510D+	MPS-1515D+	
Rated output	Voltage	0-30V	0-30V	0-30V	0-60V	0-60V	0-15V	0-15V
	Current	0-3A	0-5A	0-10A	0-3A	0-5A	0-10A	0-15A
Load regulation rate	Voltage	<0.02%+5mV	<0.02%+6mV	<0.02%+10mV	<0.02%+5mV	<0.02%+6mV	<0.02%+10mV	<0.02%+12mV
	Current	<0.2%±1digits	<0.2%±1digits	<0.2%±1digits	<0.2%±1digits	<0.2%±1digits	<0.2%±1digits	<0.2%±1digits
Line regulation rate	Voltage	<0.02%+5mV	<0.02%+6mV	<0.02%+10mV	<0.02%+5mV	<0.02%+6mV	<0.02%+10mV	<0.02%+12mV
	Current	<0.2%±1digits	<0.2%±1digits	<0.2%±1digits	<0.2%±1digits	<0.2%±1digits	<0.2%±1digits	<0.2%±1digits
Display resolution	Voltage	100mV						
	Current	< 10A:10mA , > 10A:100mA						
Display accuracy		≤0.2%+2 digits(Environment temperature: 23°C±5°C)						
Ripple	Voltage	≤2mVrms	≤2mVrms	≤3mVrms	≤2mVrms	≤2mVrms	≤2mVrms	≤2mVrms
	Current	5mArms	5mArms	10mArms	5mArms	5mArms	10mArms	10mArms
Temperature Coefficient		300ppm/°C						
Max. output voltage		31.5V±0.5V	31.5V±0.5V	31.5V±0.5V	61.5V±0.5V	61.5V±0.5V	15.5V±0.5V	15.5V±0.5V
Max. output current		3.15A±0.05A	5.20A±0.05A	10.1A±0.05A	3.15A±0.05A	5.20A±0.05A	10.1A±0.05A	15.1A±0.05A
Input voltage		AC 220V/110V±10% 50Hz/60Hz						
Working condition		Temperature 0°C ~40 °CRelative humidity < 80%						
Storage condition		Temperature -15°C~70 °CRelative humidity < 80%						
Cooling method		Smart air cooling						
Size (WxHxD)	mm	280*130*160						320*130*160
Net weight	kg	4.9	5.7	7.0	5.7	7.0	5.7	8.4
Gross weight	kg	5.6	6.4	7.7	6.4	7.7	6.4	8.1

Model	MPS-3010H-1	MPS-3020H-1	MPS-6005H-1	MPS-6010H-1	MPS-10003H-1	MPS-20002H-1	MPS-30001H-1	
Input voltage	AC 220V/110V±10% 50Hz/60Hz							
Rated output	Voltage	0~30V	0~30V	0~60V	0~60V	0~100V	0~200V	0~300V
	Current	0~10A	0~20A	0~5A	0~10A	0~3A	0~2A	0~1A
Load regulation rate	Voltage	≤0.01%+10mV	≤0.01%+10mV	≤0.01%+5mV	≤0.01%+5mV	≤0.01%+8mV	≤0.01%+12mV	≤0.01%+12mV
	Current	≤0.2%+5mA	≤0.2%+5mA	≤0.2%+5mA	≤0.2%+5mA	≤0.2%+5mA	≤0.2%+5mA	≤0.2%+5mA
Line regulation rate	Voltage	≤0.01%+10mV	≤0.01%+10mV	≤0.01%+5mV	≤0.01%+5mV	≤0.01%+8mV	≤0.01%+12mV	≤0.01%+12mV
	Current	≤0.2%+5mA	≤0.2%+5mA	≤0.2%+5mA	≤0.2%+5mA	≤0.2%+5mA	≤0.2%+5mA	≤0.2%+5mA
Setting resolution	Voltage	1mV	1mV	1mV	1mV	10mV	10mV	10mV
	Current	1mA	1mA	1mA	1mA	1mA	1mA	1mA
Setting accuracy	Voltage	≤0.01%+10mV	≤0.01%+10mV	≤0.01%+10mV	≤0.01%+10mV	≤0.01%+80mV	≤0.01%+80mV	≤0.01%+80mV
	Current	≤0.1%+5mA	≤0.1%+10mA	≤0.1%+5mA	≤0.1%+5mA	≤0.1%+5mA	≤0.1%+5mA	≤0.1%+5mA
Readback resolution	Voltage	1mV	1mV	1mV	1mV	10mV	10mV	10mV
	Current	1mA	1mA	1mA	1mA	1mA	1mA	1mA
Readback accuracy	Voltage	≤0.01%+10mV	≤0.01%+10mV	≤0.01%+10mV	≤0.01%+10mV	≤0.01%+80mV	≤0.01%+80mV	≤0.01%+80mV
	Current	≤0.1%+5mA	≤0.1%+10mA	≤0.1%+5mA	≤0.1%+5mA	≤0.1%+5mA	≤0.1%+5mA	≤0.1%+5mA
Ripple and noise	Voltage	≤3mV(rms)						
	Current	≤5mA(rms)						
Working temperature		0~40°C ≤80%RH						
Size (WxHxD)	cm	250*150*330						
Weight	kg	8	13	8	13	12	12	12

Triple Channel Linear DC Power Supply

MPS-H-3 Series



- One key series and parallel independent setting, convenient and easy to use
- In series or parallel, direct display of current and voltage values, no need to calculate
- 4 digits display, 10mV/1mA resolution
- CH1 and CH2 can be controlled independently
- Current can be set without short circuit;
- Slow startup circuit design, so that the startup current pulse is smaller
- USB, RS-232/485 are optional
- Current and voltage output can be set in a certain range, which avoid over tuning to break tested object
- Current and voltage adjusting knob adopts coding switch design, easy to use, long life, low failure rate
- OVP/OCP function

Model	MPS-3003H-3			MPS-3005H-3			MPS-3010H-3			MPS-6003H-3			MPS-6005H-3			
Parameter	CH1	CH2	CH3	CH1	CH2	CH3	CH1	CH2	CH3	CH1	CH2	CH3	CH1	CH2	CH3	
Rated output	Voltage	0~30V	0~30V	5V	0~30V	0~30V	5V	0~30V	0~30V	5V	0~60V	0~60V	5V	0~60V	0~60V	5V
	Current	0~3A	0~3A	3A	0~5A	0~5A	3A	0~10A	0~10A	3A	0~3A	0~3A	3A	0~5A	0~5A	3A
Load regulation	Voltage	≤0.01%+5mV	≤15mV	≤0.01%+5mV	≤15mV	≤0.01%+8mV	≤15mV	≤0.01%+5mV	≤15mV	≤0.01%+5mV	≤15mV	≤0.01%+5mV	≤15mV	≤0.01%+5mV	≤15mV	≤15mV
	Current	≤0.1%+5mA	-	≤0.1%+5mA	-	≤0.1%+5mA	-	≤0.1%+5mA	-	≤0.1%+5mA	-	≤0.1%+5mA	-	≤0.1%+5mA	-	-
Line regulation	Voltage	≤0.01%+5mV	-	≤0.01%+5mV	-	≤0.01%+8mV	-	≤0.01%+5mV	-	≤0.01%+5mV	-	≤0.01%+5mV	-	≤0.01%+5mV	-	-
	Current	≤0.1%+5mA	-	≤0.1%+5mA	-	≤0.1%+5mA	-	≤0.1%+5mA	-	≤0.1%+5mA	-	≤0.1%+5mA	-	≤0.1%+5mA	-	-
Set resolution	Voltage	10mV	-	10mV	-	10mV	-	10mV	-	10mV	-	10mV	-	10mV	-	-
	Current	1mA	-	1mA	-	1mA	-	1mA	-	1mA	-	1mA	-	1mA	-	-
Readback resolution	Voltage	10mV	-	10mV	-	10mV	-	10mV	-	10mV	-	10mV	-	10mV	-	-
	Current	1mA	-	1mA	-	1mA	-	1mA	-	1mA	-	1mA	-	1mA	-	-
Set value accuracy	Voltage	≤0.03%+10mV	-	≤0.03%+10mV	-	≤0.03%+10mV	-	≤0.03%+10mV	-	≤0.03%+10mV	-	≤0.03%+10mV	-	≤0.03%+10mV	-	-
	Current	≤0.1%+5mA	-	≤0.1%+5mA	-	≤0.1%+5mA	-	≤0.1%+5mA	-	≤0.1%+5mA	-	≤0.1%+5mA	-	≤0.1%+5mA	-	-
Readback accuracy	Voltage	≤0.03%+10mV	-	≤0.03%+10mV	-	≤0.03%+10mV	-	≤0.03%+10mV	-	≤0.03%+10mV	-	≤0.03%+10mV	-	≤0.03%+10mV	-	-
	Current	≤0.1%+5mA	-	≤0.1%+5mA	-	≤0.1%+5mA	-	≤0.1%+5mA	-	≤0.1%+5mA	-	≤0.1%+5mA	-	≤0.1%+5mA	-	-
Parallel mode	Power effect	≤0.01%+5mV	-	≤0.01%+5mV	-	≤0.02%+8mV	-	≤0.02%+5mV	-	≤0.02%+5mV	-	≤0.02%+5mV	-	≤0.02%+5mV	-	-
	Load effect	≤0.01%+5mV	-	≤0.02%+5mV	-	≤0.02%+8mV	-	≤0.02%+5mV	-	≤0.02%+5mV	-	≤0.02%+5mV	-	≤0.02%+5mV	-	-
Serial mode	Power effect	≤0.01%+5mV	-	≤0.01%+5mV	-	≤0.01%+8mV	-	≤0.01%+5mV	-	≤0.01%+5mV	-	≤0.01%+5mV	-	≤0.01%+5mV	-	-
	Load effect	≤0.01%+5mV	-	≤0.02%+5mV	-	≤0.01%+8mV	-	≤0.01%+5mV	-	≤0.01%+5mV	-	≤0.01%+5mV	-	≤0.01%+5mV	-	-
Ripple and Noise	Voltage	≤2mV(rms)														
	Current	≤5mA(rms)														
Working temperature	0~40°C ≤80%RH															
Size (W*H*D)	mm	250*150*330														
Weight	kg	8	9	12	9	9										

Programmable Single Channel DC Power Supply

PDS Series



- Voltage 1mV current 1mA resolution, high precision display
- Numeric keypad and knob two ways to set the voltage and current
- 100 sets of voltage and current storage call out function, convenient and quick
- Voltage compensation function ensures high precision
- Output switch control, easy control
- Intelligent temperature control fan, extremely practical
- The knob adopts the code switch, which is convenient to use and has the function of preventing misadjustment
- Over voltage, over current, over temperature protection function

Model	Voltage	Current	OVP	OCP
Rated DC output (0°C~40°C)				
PDS-2030	0~20V	0~30A	0.1~24V	0.1~34A
PDS-3020	0~30V	0~20A	0.1~34V	0.1~24A
PDS-6010	0~60V	0~10A	0.1~64V	0.1~12A
PDS-1560	0~15V	0~60A	0.1~18V	0.1~62A
PDS-3030	0~30V	0~30A	0.1~34V	0.1~34A
PDS-6015	0~60V	0~15A	0.1~64V	0.1~17A
PDS-8010	0~80V	0~11A	0.1~88V	0.1~12A
Power effect	Voltage	≤0.01%+10mV		
	Current	≤0.2%+10mA		
Load effect	Voltage	≤0.1%+5mV		
	Current	≤0.2%+5mA		
Ripple and noise	Voltage	2mVrms,30mVpp		
	Current	≤10mA rms		
Setting precision	Voltage	±(0.03%of reading+10mV)(25±5°C)		
	Current	±(0.3%of reading+10mA)(25±5°C)		
Setting resolution	1mV / 1mA			
Voltage Recovery time	≤1.5ms(50%loadchange)			
Voltage Temperature coefficient	≤300ppm/°C			
Accuracy of reading	±(0.02%ofreading+5mV)(25±5°C);±(0.05%ofreading+10mA)(25±5°C)			
Protection	Overload protection, polarity reverse protection, overvoltage protection, overcurrent protection, overheat protection			
Interface	Standard RS-232, support SCPI instruction set, analog control interface (optional)			
Storage redeployem	100 groups			
Operating environment	Indoor use , altitude : ≤2000m , ambient temperature : 0~40°C Relative humidity : ≤80% , Install level : II , Degree of pollution : 2			
Storage environment	ambient temperature : -10~70°C , relative humidity : ≤70%			
Power input	AC 220V±10%,50/60Hz			
Accessories	user manual*1pc, power cord*1pc			
Instrument size (W*H*D)	mm	220*150*400		
Packing size (W*H*D)	mm	310*200*480		
Net weight	kg	4.6		
Gross weight	kg	5.6		

Programmable Single Channel DC Power Supply

MPS-3600LP Series



- Voltage 10mV current 1mA resolution, high precision display
- Numeric keypad and knob two ways to set the voltage and current
- Nine sets of voltage and current storage call out function, convenient and quick
- Output switch control, easy control
- Input voltage 110V/220V switching, universal
- Intelligent temperature control fan, extremely practical
- The knob adopts the code switch, which is convenient to use and has the function of preventing misadjustment
- The maximum power of each machine is up to 360W
- Standard RS-232 communication interface

Model	MPS-3603LP	MPS-3605LP	MPS-3610 LP	MPS-6003LP	MPS-6005LP	
Rated output voltage	0~36V	0~36V	0~36V	0~60V	0~60V	
Rated output current	0~3A	0~5A	0~10A	0~3A	0~5A	
Rated output power	108W	180W	360W	180W	300W	
Load regulation rate	Voltage	0.05%+5mV	0.05%+8mV	0.05%+10mV	0.05%+5mV	0.05%+8mV
	Current	0.1%+5mA	0.1%+5mA	0.1%+8mA	0.1%+5mA	0.1%+5mA
Line regulation	Voltage	0.05%+5mV	0.05%+8mV	0.05%+10mV	0.05%+5mV	0.05%+8mV
	Current	0.1%+5mA	0.1%+5mA	0.1%+8mA	0.1%+5mA	0.1%+5mA
Setting value resolution	Voltage	10mV	10mV	10mV	10mV	10mV
	Current	1mA	1mA	1mA	1mA	1mA
Readback value resolution	Voltage	10mV	10mV	10mV	10mV	10mV
	Current	1mA	1mA	1mA	1mA	1mA
Setting accuracy (25°C±5°C)	Voltage	≤0.1%+2digits	≤0.1%+2digits	≤0.1%+2digits	≤0.1%+2digits	≤0.1%+2digits
	Current	≤0.2%+3digits	≤0.2%+3digits	≤0.2%+6digits	≤0.2%+3digits	≤0.2%+3digits
Readback accuracy (25°C±5°C)	Voltage	≤0.1%+2digits	≤0.1%+2digits	≤0.1%+2digits	≤0.1%+2digits	≤0.1%+2digits
	Current	≤0.2%+3digits	≤0.2%+3digits	≤0.2%+6digits	≤0.2%+3digits	≤0.2%+3digits
Ripple	Voltage	1mVrms	1.5mVrms	2mVrms	2mVrms	2mVrms
	Current	3mA _{rms}	3mA _{rms}	6mA _{rms}	3mA _{rms}	3mA _{rms}
Temperature Coefficient	Operation	300ppm	300ppm	300ppm	300ppm	300ppm
	Storage	300ppm	300ppm	300ppm	300ppm	300ppm
Instrument size (W*H*D)	mm	215*95*300	215*95*300	215*95*355	215*95*355	215*95*355
Packing size (W*H*D)	mm	310*200*420	310*200*420	310*200*485	310*200*485	310*200*485
Net weight	kg	4.5	6.7	7.5	5.6	7
Gross weight	kg	5.6	7.8	8.6	6.7	8



Model	MPS-8002LP	MPS-10002LP	MPS-15001LP	MPS-20001LP	
Rated output voltage	0~80V	0~100V	0~150V	0~200V	
Rated output current	0~2A	0~2A	0~1.5A	0~1A	
Rated output power	160W	200W	225W	200W	
Load regulation rate	Voltage	0.05%+5mV	0.05%+5mV	0.05%+5mV	0.05%+5mV
	Current	0.1%+5mA	0.1%+5mA	0.1%+5mA	0.1%+5mA
Line regulation	Voltage	0.05%+5mV	0.05%+8mV	0.05%+10mV	0.05%+15mV
	Current	0.1%+5mA	0.1%+5mA	0.1%+5mA	0.1%+5mA
Setting value resolution	Voltage	10mV	100mV	100mV	100mV
	Current	1mA	1mA	1mA	1mA
Readback value resolution	Voltage	10mV	100mV	100mV	100mV
	Current	1mA	1mA	1mA	1mA
Setting accuracy (25°C±5°C)	Voltage	≤0.1%+3digits	≤0.1%+3digits	≤0.1%+5digits	≤0.1%+5digits
	Current	≤0.2%+3digits	≤0.2%+3digits	≤0.2%+3digits	≤0.2%+3digits
Readback accuracy (25°C±5°C)	Voltage	≤0.1%+3digits	≤0.1%+3digits	≤0.1%+5digits	≤0.1%+5digits
	Current	≤0.2%+3digits	≤0.2%+3digits	≤0.2%+3digits	≤0.2%+3digits
Ripple	Voltage	3mVrms	5mVrms	5mVrms	5mVrms
	Current	3mA _{rms}	3mA _{rms}	3mA _{rms}	3mA _{rms}
Temperature Coefficient	Operation	300ppm	300ppm	300ppm	300ppm
	Storage	300ppm	300ppm	300ppm	300ppm
Instrument size (W*H*D)	mm	215*95*300	215*95*300	215*95*355	215*95*355
Packing size (W*H*D)	mm	310*200*420	310*200*420	310*200*485	310*200*485
Net weight	kg	5.6	7	7	8
Gross weight	kg	6.7	8	8	9

Programmable Single Channel DC Power Supply

MPS-3600H Series



- Voltage 1mV current 1mA resolution, high precision display
- Voltage compensation function ensures high precision
- Numeric keypad and knob two ways to set the voltage and current
- Nine sets of voltage and current storage call out function, convenient and quick
- Output switch control, easy control
- Input voltage 110V/220V switching, universal
- Intelligent temperature control fan, extremely practical
- The knob adopts the code switch, which is convenient to use and has the function of preventing misadjustment
- Standard RS-232 communication interface

Model	MPS-3603H	MPS-3605H	MPS-3610H	MPS-6003H	MPS-6005H	
Rated output voltage	0~36V	0~36V	0~36V	0~60V	0~60V	
Rated output current	0~3A	0~5A	0~10A	0~3A	0~5A	
Rated output power	108W	180W	360W	180W	300W	
Load regulation rate	Voltage	0.05%+5mV	0.05%+8mV	0.05%+10mV	0.05%+5mV	0.05%+8mV
	Current	0.1%+5mA	0.1%+5mA	0.1%+8mA	0.1%+5mA	0.1%+5mA
Line regulation	Voltage	0.05%+5mV	0.05%+8mV	0.05%+10mV	0.05%+5mV	0.05%+8mV
	Current	0.1%+5mA	0.1%+5mA	0.1%+8mA	0.1%+5mA	0.1%+5mA
Setting value resolution	Voltage	1mV	1mV	1mV	1mV	1mV
	Current	0.1mA	0.1mA	0.1mA	0.1mA	0.1mA
Readback value resolution	Voltage	1mV	1mV	1mV	1mV	1mV
	Current	0.1mA	0.1mA	0.1mA	0.1mA	0.1mA
Setting accuracy (25°C±5°C)	Voltage	≤0.1%+2digits	≤0.1%+2digits	≤0.1%+2digits	≤0.1%+2digits	≤0.1%+2digits
	Current	≤0.2%+3digits	≤0.2%+3digits	≤0.2%+6digits	≤0.2%+3digits	≤0.2%+3digits
Readback accuracy (25°C±5°C)	Voltage	≤0.1%+2digits	≤0.1%+2digits	≤0.1%+2digits	≤0.1%+2digits	≤0.1%+2digits
	Current	≤0.2%+3digits	≤0.2%+3digits	≤0.2%+6digits	≤0.2%+3digits	≤0.2%+3digits
Ripple	Voltage	1mVrms	1.5mVrms	2mVrms	2mVrms	2mVrms
	Current	3mA _{rms}	3mA _{rms}	6mA _{rms}	3mA _{rms}	3mA _{rms}
Temperature Coefficient	Operation	300ppm	300ppm	300ppm	300ppm	300ppm
	Storage	300ppm	300ppm	300ppm	300ppm	300ppm
Instrument size (W*H*D)	mm	215*95*300	215*95*300	215*95*355	215*95*355	215*95*355
Packing size (W*H*D)	mm	310*200*420	310*200*420	310*200*485	310*200*485	310*200*485
Net weight	kg	4.5	6.7	7.5	5.6	7
Gross weight	kg	5.6	7.8	8.6	6.7	8

Model	MPS-8002H	MPS-10002H	MPS-15001H	MPS-20001H	
Rated output voltage	0~80V	0~100V	0~150V	0~200V	
Rated output current	0~2A	0~2A	0~1.5A	0~1A	
Rated output power	160W	200W	225W	200W	
Load regulation rate	Voltage	0.05%+5mV	0.05%+5mV	0.05%+5mV	0.05%+5mV
	Current	0.1%+5mA	0.1%+5mA	0.1%+5mA	0.1%+5mA
Line regulation	Voltage	0.05%+5mV	0.05%+8mV	0.05%+10mV	0.05%+15mV
	Current	0.1%+5mA	0.1%+5mA	0.1%+5mA	0.1%+5mA
Setting value resolution	Voltage	1mV	10mV	10mV	10mV
	Current	0.1mA	0.1mA	0.1mA	0.1mA
Readback value resolution	Voltage	1mV	10mV	10mV	10mV
	Current	0.1mA	0.1mA	0.1mA	0.1mA
Setting accuracy (25°C±5°C)	Voltage	≤0.1%+3digits	≤0.1%+3digits	≤0.1%+5digits	≤0.1%+5digits
	Current	≤0.2%+3digits	≤0.2%+3digits	≤0.2%+3digits	≤0.2%+3digits
Readback accuracy (25°C±5°C)	Voltage	≤0.1%+3digits	≤0.1%+3digits	≤0.1%+5digits	≤0.1%+5digits
	Current	≤0.2%+3digits	≤0.2%+3digits	≤0.2%+3digits	≤0.2%+3digits
Ripple	Voltage	3mVrms	5mVrms	5mVrms	5mVrms
	Current	3mA _{rms}	3mA _{rms}	3mA _{rms}	3mA _{rms}
Temperature Coefficient	Operation	300ppm	300ppm	300ppm	300ppm
	Storage	300ppm	300ppm	300ppm	300ppm
Instrument size (W*H*D)	mm	215*95*300	215*95*300	215*95*355	215*95*355
Packing size (W*H*D)	mm	310*200*420	310*200*420	310*200*485	310*200*485
Net weight	kg	5.6	7	7	8
Gross weight	kg	6.7	8	8	9

Programmable Triple Channel DC Power Supply

MPS-X/XP Series



Triple channel programmable DC power supply is with high resolution, high precision and high stability, Over-voltage and over-heat protection are available. Series and parallel operation are also provided. The resolution is 1 mV / 1 mA.



Applications

- Production line work bench routine test
- Lab and institute
- Electronic repair
- Automated equipment integration testing

- Three channels show and adjust current and voltage at the same time
- Intelligent temperature controlled fan to reduce the noise
- Serial/ Parallel/ Track mode
- Low ripple and noise
- Can be calibrated and monitored through computers
- With SENSE function, can compensate voltage drop on the line
- Output time can be set(0~99999.9s)
- Output controlled by a switch
- 40 groups of storage can be quickly recalled

Model		MPS-3033X	MPS-3063X	MPS-6033X	MPS-3033XP	MPS-3063XP	MPS-6033XP
Rated output	Voltage	0~30V*2/0~6V*1	0~30V*2/0~6V*1	0~60V*2/0~6V*1	0~30V*3	0~30V*3	0~60V*3
	Current	0~3A*2/0~3A*1	0~6A*2/0~3A*1	0~3A*2/0~3A*1	0~3A*3	0~6A*3	0~3A*3
Load regulation	Voltage	≤0.01%+3mV					
	Current	≤0.01%+3mA					
Line regulation	Voltage	≤0.01%+3mV					
	Current	≤0.01%+3mA					
Set resolution	Voltage	1mV					
	Current	1mA					
Readback resolution	Voltage	1mV					
	Current	1mA					
Set value accuracy	Voltage	≤0.03%+10mV					
	Current	≤0.1%+5mA	≤0.1%+8mA	≤0.1%+5mA	≤0.1%+5mA	≤0.1%+8mA	≤0.1%+5mA
Readback accuracy	Voltage	≤0.03%+10mV					
	Current	≤0.1%+5mA	≤0.1%+8mA	≤0.1%+5mA	≤0.1%+5mA	≤0.1%+8mA	≤0.1%+5mA
Ripple and noise	Voltage (rms)	≤2mVrms					
	Current	≤5mA _{rms}					
Series / parallel set-point value accuracy	Voltage	≤0.02%+5mV	≤0.02%+10mV	≤0.02%+5mV	≤0.02%+10mV	≤0.02%+10mV	≤0.02%+5mV
	Current	≤0.1%+30mA					
Storage	Storage/Call	40 groups					
	Function	timed output off					
Timer	Time set	0.1s~99999.9s					
	Resolution	0.1s					
Interface		RS232,USB					
Working temperature		0~40°C					
Equipment size (W*H*D)	mm	255*110*380	255*110*380	255*110*380	255*110*380	255*110*380	255*110*380
Packing size (W*H*D)	mm	325*210*475	325*210*475	325*210*475	325*210*475	325*210*475	325*210*475
N.W	kg	8.5	8.5	8.5	11	11	11
G.W	kg	10	10	10	13	13	13

Programmable Triple Channel DC Power Supply

MPS-S Series



Triple channel programmable DC power supply is with high resolution, high precision and high stability, Over-voltage and over-heat protection are available. Series and parallel operation are also provided. The resolution is 10mV / 1 mA.



Applications

- Production line work bench routine test
- Lab and institute
- Electronic repair
- Automated equipment integration testing

- Three channels show and adjust current and voltage at the same time
- Intelligent temperature controlled fan to reduce the noise
- Serial/ Parallel/ Track mode
- Low ripple and noise
- Can be calibrated and monitored through computers
- With SENSE function, can compensate voltage drop on the line
- Output time can be set(0~99999.9s)
- Output controlled by a switch
- 40 groups of storage can be quickly recalled

Model		MPS-3063S			MPS-6033S		
Parameter		CH1	CH2	CH3	CH1	CH2	CH3
Rated output	Voltage	0~31V	0~31V	0~6V	0~61V	0~61V	0~6V
	Current	0~6A	0~6A	0~3A	0~3A	0~3A	0~3A
Load regulation	Voltage	≤0.01%+3mV					
	Current	≤0.01%+3mA					
Line regulation	Voltage	≤0.01%+3mV					
	Current	≤0.01%+3mA					
Set resolution	Voltage	10mV					
	Current	1mA					
Readback resolution	Voltage	10mV					
	Current	1mA					
Set value accuracy	Voltage	≤0.03%+2digits					
	Current	≤0.1%+8mA			≤0.1%+5mA		
Readback accuracy	Voltage	≤0.03%+2digits					
	Current	≤0.1%+8mA			≤0.1%+5mA		
Ripple and noise	Voltage (rms)	≤2mVrms					
	Current	≤5mA _{rms}					
Series / parallel set-point value accuracy	Voltage	≤0.02%+2digits					
	Current	≤0.1%+30mA					
Storage	Storage/Call	40 groups					
	Function	timed output off					
Timer	Time set	0.1s~99999.9s					
	Resolution	0.1s					
Interface		RS232,USB					
Working temperature		0~40°C					
Equipment size (W*H*D)	mm	255*110*380					
Packing size (W*H*D)	mm	325*210*475					
N.W	kg	8.5					
G.W	kg	10					

DC Power Supply

MPS-3206 Series



- Voltage and current simultaneously display, double four-digit LED display
- High power up to 192W with small volume
- Ultra lightweight design, bare machine weight only 1.4kg
- Smart fan, unique air duct design keeps normal temperature for long time full load working
- Five sets of storage functions, greatly convenient for users
- OVP/OCP setting function
- Encoder sets voltage and current. Fast and longer life
- Output power switch function;

Model	MPS-3206	MPS-3210	MPS-6205	
Rated output voltage	0~32V	0~32V	0~62V	
Rated output current	0~6A	0~10A	0~5A	
Load regulation	Voltage	< 0.1%+5mV	< 0.1%+10mV	< 0.1%+5mV
	Current	< 0.2%+3mA	< 0.2%+5mA	< 0.2%+3mA
Line regulation	Voltage	< 0.01%+5mV	< 0.01%+10mV	< 0.01%+5mV
	Current	< 0.2%+3mA	< 0.2%+5mA	< 0.2%+3mA
Setting resolution	Voltage	≤0.1%+1 字节	≤0.1%+1 字节	≤0.1%+2 字节
	Current	≤0.2%+3mA	≤0.2%+5mA	≤0.2%+3mA
Setting accuracy	Voltage	≤0.1%+1字节	≤0.1%+1字节	≤0.1%+2字节
	Current	≤0.2%+3mA	≤0.2%+5mA	≤0.2%+3mA
Setting accuracy	Voltage	10mV	10mV	10mV
	Current	1mA	1mA	1mA
Ripple	Voltage	≤10mVrms	≤10mVrms	≤10mVrms
	Current	≤5mA _{rms}	≤5mA _{rms}	≤5mA _{rms}
OVP	0~32V±0.2%FS	0~32V±0.2%FS	0~62V±0.2%FS	
Max. voltage	32V±0.2%	32V±0.2%	62V±0.2%	
OCP	0~6.1A±0.2%FS	0~10A±0.2%FS	0~5.1A±0.2%FS	
Max. current	6.1A±0.2%	10A±0.2%	5.1A±0.2%	
Temperature Coefficient	Operation	0 ~ 40°C≤80%RH		
	Storage	-15~70°C≤80%RH		
Instrument size (W*H*D)	mm	115*96*261		
Packing size (W*H*D)	mm	167*153*317		
Net weight	kg	1.5		
Gross weight	kg	1.9		

Wide Range Programmable DC Power Supply (900W/1500W)




- CV, CC, CP modes; CV / CC priority;
- 16-bit readback capability for precision V & I measurement;
- Programmable sequence waveforms;
- Voltage & current slew rate control;
- 1ms typical transient response;
- Voltage ramp function (time range: 10 ms ~ 99 hours);
- Internal resistance simulating;
- Wide range of voltage & current within the power rating of the power supply;
- Remote sense voltage compensation;
- Digital/analog composite signal monitor & control port (optional);
- OVP, OCP, OPP, OTP, LVP, etc. protections;
- Standard RS232, LAN, optional CAN ports;
- Support SCPI, ModBus and Can-Open protocol;

Model (900W)	WPS900-40-80	WPS900-80-40	WPS900-150-20	WPS900-300-10	WPS900-600-5	
Voltage	0-40V	0-80V	0-150V	0-300V	0-600V	
Current	0-80A	0-40A	0-20A	0-10A	0-5A	
Model (1500W)	WPS1500-40-80	WPS1500-80-40	WPS1500-150-20	WPS1500-300-10	WPS1500-600-5	
Voltage	0-40V	0-80V	0-150V	0-300V	0-600V	
Current	0-80A	0-40A	0-20A	0-10A	0-5A	
Voltage programming	Resolution	16Bits				
	Accuracy	0.1%+0.1%F.S.				
Current programming	Resolution	16Bits				
	Accuracy	0.1%+0.2% F.S.				
External analog programming	Control voltage	0 ~ 5V corresponds to 0 ~ 100%F.S.				
	Voltage accuracy	0.2%F.S.				
	Current accuracy	0.5%F.S.				
Analog output	Output voltage	0 ~ 100%F.S. corresponds to 0 ~ 5V.				
	Voltage accuracy	0.5%F.S.				
	Current accuracy	0.5%F.S.				
Line regulation	Voltage	0.01%+0.01%F.S.				
	Current	0.02%+0.01%F.S.				
Load regulation	Voltage	0.01%+0.05%F.S.				
	Current	0.02%+0.1%F.S.				
Voltage measurement	Resolution	16Bits				
	Accuracy	0.1%+0.1%F.S.				
Current measurement	Resolution	16Bits				
	Accuracy	0.1%+0.2%F.S.				
Output noise & ripple	Ripple V _{pp}	40mV	60mV	80mV	150mV	300mV
	Ripple V _{rms}	10mV	20mV	20mV	30mV	60mV
Slew rate	Voltage	5V/ms(max)				
	Current	2A/ms(max)				
OVP setting	Range	0 ~ 110%F.S.				
	Accuracy	1%F.S.				
Transient response	Typical 1ms, voltage recover to the designed accuracy after a 50% change of load					
Efficiency	0.9(Typical)					
Communication	RS232, LAN					
INPUT	190VAC ~ 265VAC, 47Hz ~ 63Hz, PF: 0.99(Typical)					
Working temp	0°C ~ 40°C					
Storage temp	-20°C ~ 70°C					
Altitude	< 2000m					
Size (W*H*D)mm	215 × 88 × 452.5					
Weight (kg)	7					

4CH Programmable DC Power Supply

MPS-4 Series



- 4 in 1 easy to install and takes up small space
- Output voltage and current: 30V/5A;30V10A or 60V/3A;60V5A (30V/3A can be customized)
- Each channel is independently adjustable and isolated from each other
- Four channels simultaneously display voltage and current
- Voltage compensation function to ensure accuracy
- 1mV/0.1mA high resolution
- Linear power supply, low ripple
- Panel operation, it is convenient to be used independently

Model	MPS-3054	MPS-30104	MPS-6034	MPS-6054	
Rated output voltage	0~30V*4CH	0~30V*4CH	0~60V*4CH	0~60V*4CH	
Rated output current	0~5A*4CH	0~10A*4CH	0~3A*4CH	0~5A*4CH	
Transformation method	Linear power supply				
Load regulation rate	Voltage	≤0.02%+5mV			
	Current	≤0.02%+5mA			
Line regulation	Voltage	≤0.02%+5mV			
	Current	≤0.02%+5mA			
Set value resolution	Voltage	1mV			
	Current	0.1mA			
Setting accuracy (25°C±5°C)	Voltage	≤0.05%+5digits			
	Current	≤0.05%+2mA			
Readback resolution	Voltage	1mV			
	Current	0.1mA			
Readback accuracy	Voltage	≤0.05%+5digits			
	Current	≤0.05%+2mA			
Ripple and noise	Voltage	≤2mV(rms)	≤5mV(rms)	≤2mV(rms)	≤2mV(rms)
	Current	≤5mA(rms)	≤5mA(rms)	≤5mA(rms)	≤5mA(rms)
Temperature Coefficient	Operating environment	0 ~ 40 °C ≤ 80% RH			
	Storage environment	-15 ~ 70 °C ≤ 80% RH			
Interface	Standard	RS232			
size (W*H*D)	mm	480*142*370			
weight	kg	23	28	23	28

5CH Programmable DC Power Supply

MPS-5 Series



- 5 in 1, easy to operate, small volume;
- 30V/5A, 60V/3A output five channel are isolated
- Voltage compensation function improves accuracy
- 1mV/0.1mA high resolution
- Linear power supply, low ripple and noise
- Panel operation, it is convenient to be used independently

Model	MPS-3055	MPS-6035
Rated output voltage	0~30V*5CH	0~60V*5CH
Rated output current	0~5A*5CH	0~3A*5CH
Transformation method	Linear power supply	
Load regulation rate	Voltage	≤0.02%+5mV
	Current	≤0.02%+5mA
Line regulation	Voltage	≤0.02%+5mV
	Current	≤0.02%+5mA
Set value resolution	Voltage	1mV
	Current	0.1mA
Setting accuracy (25°C±5°C)	Voltage	≤0.05%+5digits
	Current	≤0.05%+2mA
Readback resolution	Voltage	1mV
	Current	0.1mA
Readback accuracy	Voltage	≤0.05%+5digits
	Current	≤0.05%+2mA
Ripple and noise	Voltage	≤2mV(rms)
	Current	≤5mA(rms)
Temperature Coefficient	Operating environment	0 ~ 40 °C ≤ 80% RH
	Storage environment	-15 ~ 70 °C ≤ 80% RH
Interface	Standard	RS232
size (W*H*D)	mm	480*142*370
weight	kg	25

Programmable DC Power Supply

HPS Series



- Multiple voltage series, multiple models to choose: 300V/600V/1000V
- Single power range: 3kW/5kW/10kW/15kW
- Single voltage range: 0-1000V, current range: 0-60A
- 30/15kW High power density
- Supports multiple power supplies in parallel, power up to 150kW
- High precision in measuring voltage and current
- Programmable change slope in output voltage and current
- Programmable sets of voltage and current sequences
- Remote voltage compensation, output DC-ON signal
- Perfect protection function OVP, OCP, OHP, fan failure
- Full color LCD display, digital keyboard, make operation more convenient
- Effectively prevent current reverse
- Standard RS-232, optional GPIB
- No-load fast discharge design

Model	HPS Serie	
AC input	≤3kW single phase 220V±10% > 3kW triple phase 380V±10%	
DC output	Voltage 0-1000V adjustable, current 0-375A, power 0-15kW adjustable	
CV accuracy	Source effect	≤0.01%Effective value(Rate of change in output current caused by ±10% changed in input voltage)
	Time drift	≤0.05%Effective value(Rate of change in output current caused by the power supply working continuously for 8 hours)
	Temperature drift	≤0.1%Effective value/°C(Rate of change in output voltage caused by changes in ambient temperature in the temperature range)
	Load effect	≤0.02%Effective value(Rate of change in output voltage caused when the output current of the power supply changes from zero to the rated value)
CC accuracy	Source effect	≤0.05%Effective value(Rate of change in output current caused by ±10% changed in input voltage)
	Time drift	≤0.5%Effective value(Rate of change in output current caused by the power supply working continuously for 8 hours)
	Temperature drift	≤0.2%Effective value/°C(Rate of change in output current caused by changes in ambient temperature in the temperature range)
	Load effect	≤0.1%Effective value(Rate of change in output current caused when the output current of the power supply changes from zero to the rated value)
Output ripple	CV status	≤25mV (RMS) (Effect value)
	CC status	≤60mA (RMS) (Effect value)
Output display	Voltage accuracy	0.1%+0.1%F.S.
	Current accuracy	0.1%+0.2%F.S.
Voltage set	Digital keyboard +knob Resolution:1.7mV	
Current set	Digital keyboard +knob Resolution:0.9mA	
Transient response	<20ms	
CV/C switch	<1ms	
OVP	Built-in OVP, protection value is +10% of rated value, turn off the output after protection	
OCP	Over load, short circuit is turn to CC mode output	
OTP	Built-in OTP, protection value is 85°C±5%(Radiator temperature), turn off the output after protection	
Output polarity	Output positive(+), negative(-)	
Cooling mode	Forced air cooling	
Operation environment	Indoor using design, temperature:0°C~40°C; humidity:10%~85%RH	
Storage environment	Temperature:-20°C~70°C; humidity:10%~90%RH	
Communication Interface	RS232, GPIB(Optional)	

≤3kW series product selection table

Model	Voltage	Current	Power
HPS-4080A	0-40.000V	0-80.000A	1200W
HPS-6050A	0-60.000V	0-50.000A	1200W
HPS-8030A	0-80.000V	0-30.000A	1200W
HPS-10025A	0-100.00V	0-25.000A	1200W
HPS-16010A	0-160.00V	0-10.000A	1200W
HPS-40100B	0-40.000V	0-100.00A	1800W
HPS-8040B	0-80.000V	0-40.000A	1800W
HPS-10030B	0-100.00V	0-30.000A	1800W
HPS-16015B	0-160.00V	0-15.000A	1800W
HPS-30010B	0-300.00V	0-10.000A	1800W
HPS-6005B	0-600.000V	0-5.0000A	1800W
HPS-40120C	0-40.000V	0-120.00A	2400W
HPS-8050C	0-80.000V	0-50.000A	2400W
HPS-10040C	0-100.00V	0-40.000A	2400W
HPS-16020C	0-160.00V	0-20.000A	2400W
HPS-30015C	0-300.00V	0-15.000A	2400W
HPS-6008C	0-600.00V	0-8.0000A	2400W
HPS-40120D	0-40.000V	0-120.00A	3000W
HPS-8060D	0-80.000V	0-60.000A	3000W
HPS-10050D	0-100.00V	0-50.000A	3000W
HPS-16030D	0-160.00V	0-30.000A	3000W
HPS-30020D	0-300.00V	0-20.000A	3000W
HPS-60010D	0-600.00V	0-10.000A	3000W

5kW series product selection table (Three-phase input 380V)

Model	Voltage	Current	Power
HPS-32020E	0-320.00V	0-20.000A	5000W
HPS-45015E	0-450.00V	0-15.000A	5000W
HPS-60010E	0-600.00V	0-10.000A	5000W
HPS-80010E	0-800.00V	0-10.000A	5000W
HPS-10008E	0-1000.0V	0-8.0000A	5000W

10kW series product selection table (Three-phase input 380V)

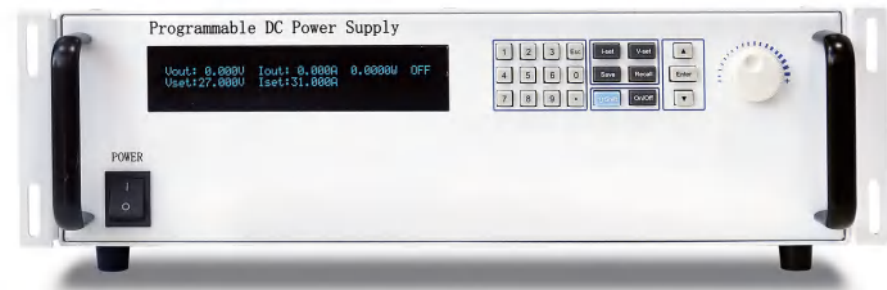
Model	Voltage	Current	Power
HPS-30040F	0-300.00V	0-40.000A	10000W
HPS-45025F	0-450.00V	0-25.000A	10000W
HPS-60020F	0-600.00V	0-20.000A	10000W
HPS-80015F	0-800.00V	0-15.000A	10000W
HPS-100016F	0-1000.0V	0-16.000A	10000W

15kW series product selection table (Three-phase input 380V)

Model	Voltage	Current	Power
HPS-30060G	0-300.00V	0-60.000A	15000W
HPS-45030G	0-450.00V	0-30.000A	15000W
HPS-60030G	0-600.00V	0-30.000A	15000W
HPS-80020G	0-800.00V	0-20.000A	15000W
HPS-100020G	0-1000.0V	0-20.000A	15000W

Programmable DC Power Supply

MPS-P Series



Standard SENSE RS-232、RS-485、USB


Features

- The highest resolution of voltage 1mV and current 1mA, high-precision display of V/A/W
- Output switch control, easy to control
- Voltage compensation function to ensure high accuracy
- Sequence output function, convenient and easy to use.
- Data memory function, convenient and quick to call
- The knob adopts a coded switch, which is convenient and quick to use and has the function of preventing misadjustment
- OVP/OCV settings, complete functions
- Slow-start circuit design for start-up has low surge current and high practicability
- The current can be easily preset without short circuit, subverting your use
- V/A can be set to adjust within an interval to prevent misoperation from damaging the measured object
- Power-on state memory settings
- The buzzer can be turned off and on
- One key to restore factory settings
- Intelligent temperature control fan, extremely practical
- Input voltage 110V/220V switch, universal

Model	MPS-3030P	MPS-3040P	MPS-3050P	MPS-5030P	MPS-6020P	
Input voltage	AC 220V/110V±10% 50Hz/60Hz					
Rated output	Voltage	0~30V	0~30V	0~30V	0~50V	0~60V
	Current	0~30A	0~40A	0~50A	0~30A	0~20A
Load regulation rate	Voltage	≤0.02%+15mV	≤0.02%+15mV	≤0.02%+15mV	≤0.02%+15mV	≤0.02%+15mV
	Current	≤0.2%+10mA	≤0.2%+10mA	≤0.2%+10mA	≤0.2%+10mA	≤0.2%+10mA
Power regulation rate	Voltage	≤0.02%+15mV	≤0.02%+15mV	≤0.02%+15mV	≤0.02%+15mV	≤0.02%+15mV
	Current	≤0.2%+10mA	≤0.2%+10mA	≤0.2%+10mA	≤0.2%+10mA	≤0.2%+10mA
Set resolution	Voltage	1mV	1mV	1mV	1mV	1mV
	Current	1mA	1mA	1mA	1mA	1mA
Setting accuracy	Voltage	≤0.01%+10mV	≤0.01%+10mV	≤0.01%+10mV	≤0.01%+10mV	≤0.01%+10mV
	Current	≤0.1%+5mA	≤0.1%+5mA	≤0.1%+5mA	≤0.1%+50mA	≤0.1%+5mA
Readback resolution	Voltage	1mV	1mV	1mV	1mV	1mV
	Current	1mA	1mA	1mA	10mA	1mA
Readback accuracy	Voltage	≤0.01%+10mV	≤0.01%+10mV	≤0.01%+10mV	≤0.01%+10mV	≤0.01%+10mV
	Current	≤0.1%+5mA	≤0.1%+5mA	≤0.1%+5mA	≤0.1%+50mA	≤0.1%+5mA
Ripple and noise	Voltage	≤10mV(rms)				
	Current	≤10mA(rms)				
Working environment	0~40°C ≤80%RH					
Dimensions (WxHxD)	cm 480*142*370					
Weight	kg	22	24	25	22	25

Storage AC Power Source

APS-4000 Series




- The advanced direct digital frequency synthesizer (DDS) waveform is used to achieve high frequency stability, good continuity and accurate measurement
- Keyboard shortcuts: 110V, 220V, 50Hz, 60Hz shortcuts self-assembly
- Key LOCK function prevents inadvertent touch
- With key lock M1, M2,M3,M4 and M5 five sets of memory, can store the commonly used voltage V and frequency F, easy to recall them by one key
- Push-down infinite coding knob switch, adjusting cursor position by pressing the knob.
- Four window five digit display, display voltage V, frequency F, current I, power P, power factor PF simultaneously, and more accurate.
- Measuring function: voltage, current, frequency, power, power factor
- Strong overload capacity, 300% overload 2s;
- Intelligent analyzing function: automatically judge the cause of failure and situation, as well as display the code when alarming is reported;
- Equipped with 100% load and unload function, the voltage stabilizing reaction time is within 20ms
- Output voltage 0-150.00V、0-300.00V
- Input frequency 45.00-250.00Hz
- Input and output are isolated
- Has soft start function to avoid the damage to power supply caused by the instantaneous impulse current of the load (such as motor) when power on.


Model	APS-4000A	APS-4000B	APS-4000C	
Capacity	350VA	700VA	1200VA	
Working mode	SPWM			
The input				
Number of phase	1Φ2W			
Voltage	220V±10%			
Frequency	45Hz-250Hz			
The output				
Number of phase	1Φ2W			
Voltage	0-150VAC/0-300VAC AUTO			
Frequency	45-250Hz (0.1Step)			
Maximum current	L=120V	3A	6A	10A
	H=240V	1.5A	3A	5A
Load regulation	1%			
T.H.D	2% Low grade 120V, high grade 240V, with pure resistive load			
Frequency stability	0.01%			
Display	Vrms、Arms、Fre、Wattage、PF			
Voltage resolution	0.01V			
Frequency resolution	0.01Hz			
Current resolution	0.001A			
Storage	M1(V_F_A)、M2(V_F_A)、M3(V_F_A)			
Communication interface	RS-232C			
Set the current limit	0-MaxCurrent(P/240 Maximum current is: maximum capacity /240V is P/240)			
The output protection	OverCurrent	OverTemp	OverLoad	ShortCircuit
Operation environment	0-40°C 20-80%RH			
Net weight (kg)	12.7	15	18.5	
Gross weight (kg)	14.5	16.7	20	
Instrument size (W*H*D)	365*150*430	365*150*430	365*150*430	
Packing size (W*H*D)	510*255*550	510*255*550	510*255*550	

Programmable AC Power Source

APS-7000 Series



APS-7105/7100



APS-7200/7200/7300

- The advanced direct digital frequency synthesizer (DDS) waveform is used to achieve high frequency stability, good continuity and accurate measurement
- Keyboard shortcuts: 110V, 220V, 50Hz, 60Hz shortcuts self-assembly
- Key lock function prevents inadvertent touch
- With key lock M1, M2 and M3 three sets of memory, can store the commonly used voltage V and frequency F, easy to recall them by one key
- Five display windows: voltage V, frequency F, current I, power P/power factor PF, display more accurately
- Overload capacity, 300% overload 2S
- Intelligent analysis function: automatically determine the cause of failure ,status and display the code when the alarm is reported
- With 100% loading and unloading, the stabilizing reaction time is within 20ms
- RS485, RS232, Ethernet communication interface or simulation control mode (optional)
- Adopt input and output isolation mode
- Has soft start function to avoid the damage to power supply caused by the instantaneous impulse current of the load (such as motor) when power on.

Model	APS-7105	APS-7100	APS-7200	APS-7300
Capacity	500VA	1KVA	2KVA	3KVA
Working mode	SPWM			
The input				
Number of phase	1Φ2W			
Voltage	220V±10%			
Frequency	47Hz-63Hz			
The output				
Number of phase	1Φ2W			
Voltage	0-150VAC/0-310VAC AUTO (0-600V Can be customized)			
Frequency	45-500Hz (0.1Step)			
Maximum current	L=120V 4.2A	8.4A	16.8A	25A
	H=240V 2.1A	4.2A	8.4A	12.5A
Load regulation	1%			
T.H.D	2% Low grade 120V, high grade 240V, with pure resistive load			
Frequency stability	0.01%			
Display	Vrms, Arms, Fre, Wattage, PF			
Voltage resolution	0.01V			
Frequency resolution	0.01Hz			
Current resolution	0.001A			
Storage	M1(V_F_A), M2(V_F_A), M3(V_F_A)			
Communication interface	RS-232 standard, RS485 optional			
Set the current limit	0-MaxCurrent(P/240 Maximum current is: maximum capacity /240V is P/240)			
The output protection	OverCurrent OverTemp OverLoad ShortCircuit			
Operation environment	0-40°C 20-80%RH			
Net weight (kg)	20.6	20.6	30.5	33.3
Gross weight (kg)	23.1	23.1	33.2	36
Instrument size (W*H*D)	480*135*515	480*135*515	480*225*535	480*225*535
Packing size (W*H*D)	575*255*645	575*255*645	575*255*645	575*255*645

AC Power Source

APS-50000 Series



- Input and output are completely isolated
- Output voltage: phase voltage 0V-150VAC/0V-300VAC or line voltage 0V-520V (voltage can be customized 600V, 1000V or more)
- Output frequency: 40Hz-250Hz continuously adjustable
- Output high and low gears: automatic switching of high and low gears, safe and convenient
- Voltage, frequency, current, power/power factor, four windows simultaneously display
- 5 groups of storage one-key calling function
- No radiation interference, low harmonic content, and special treatment, low interference
- Pure and stable sine wave output
- Strong overload capacity, instantaneous current can withstand 3 times the rated current
- With over current, over temperature, over voltage, short circuit, overload, current limit, instantaneous power failure protection and warning device
- Suitable for resistive, capacitive, inductive and other non-linear loads

Model	APS51005	APS51008	APS51010	APS51015	APS51020	APS51030	APS51050	APS51075	APS51100
Capacity	5KVA	8KVA	10KVA	15KVA	20KVA	30KVA	50KVA	75KVA	100KVA
The output voltage	0-150V/0-300V automatic switching between high and low gears								
Output current	L=120V 42A	67A	84A	126A	168A	252A	416A	626A	840A
	H=240V 21A	33.5A	42A	63A	84A	126A	208A	313A	420A
frequency	40-250Hz(0.01Step)								
Size (W*H*D)	430*425*550		680*450*650		800*450*650		1020*610*930		1620*750*1200
Weight (kg)	50	70	90	110	140	210	290	410	540

Specifications		
Working mode	SPWM (Sine Pulse Width Modulation)	
Input phase number	1Φ2W 220V±15% or 3Φ4W 380V±15%	
Output	Phase	1Φ2W
	Voltage	0-150V/0-300V automatic switching between high and low gears
	Current	42A-840A
	frequency	40-250Hz(0.01Step)
LED display	Voltage Vrms, current Arms, frequency Fre, power Wattage, power factor PF	
Voltage resolution	0.01V	
Current resolution	Output <10A, resolution 0.001A; output 10A-100A, resolution 0.01A; Output 100A-1000A, resolution 0.1A; output ≥1000A, resolution 1A;	
Frequency resolution	0.01Hz	
Power regulation rate	≤1%	
Load stability	≤1%	
Load regulation rate	≤1%	
Frequency stability	0.01%	
Waveform distortion	≤1%(Pure resistance load,other resistance 3%)	
Measurement Accuracy	Voltage	0.5%FS+5dgt
	Current	0.5%FS+5dgt
	frequency	0.01%FS+5dgt
	power	0.5%FS+5dgt
set up Accuracy	Voltage	0.2%FS
	Current	0.1%FS
Current limit setting	0-MAX Current	
storage	5 groups of storage: M1 (V/F/A), M2 (V/F/A), M3 (V/F/A), M4 (V/F/A), M5 (V/F/A)	
protect	Over Current, Over Temp, Over Load, Short Circuit	
cooling method	Forced cooling by fan	
Operating environment	0-40°C/10-90%RH	

Model	Capacity	The output voltage	Output current (L120V/H240V)	Frequency	Size (W*H*D)	Weight (kg)
APS53005	5KVA	0-150V/0-300V Automatic switching between high and low gears (Line voltage: 0-260V/0-520V)	14A/7A	40-250Hz (0.01Step)	800*450*650	110
APS53010	10KVA		28A/14A			130
APS53015	15KVA		42A/21A			160
APS53020	20KVA		58A/29A		1020*610*930	210
APS53030	30KVA		84A/42A		1140*730*930	280
APS53050	50KVA		140A/70A			360
APS53075	75KVA		210A/105A		1620*750*1200	510
APS53100	100KVA		280A/140A			660
APS53150	150KVA		420A/210A		1800*1050*1600	710
APS53200	200KVA		588A/294A			910
APS53300	300KVA	840A/420A	1800*1050*1600*2	1200		
APS53500	500KVA	1390A/695A		1800		

Specifications		
Working mode	SPWM (Sine Pulse Width Modulation)	
Input phase number	3Φ4W 380V±15% (5KVA、10KVA Optional 1Φ2W 220V±15%)	
Output	Phase	3Φ4W
	Voltage	0-150V/0-300V automatic switching between high and low gears (line voltage: 0-260V/0-520V)
	Current	14A-1390A
	Frequency	40-250Hz(0.01Step)
LED display	Each phase voltage Vrms, current Arms, frequency Fre, power Wattage, power factor PF	
Voltage resolution	0.01V	
Current resolution	Output <10A, resolution 0.001A; output 10A-100A, resolution 0.01A; Output 100A-1000A, resolution 0.1A; output ≥1000A, resolution 1A;	
Frequency resolution	0.01Hz	
Power regulation rate	≤1%	
Load stability	≤1%	
Load regulation rate	≤1%	
Frequency stability	0.01%	
Waveform distortion	≤1%(Pure resistance load,other resistance 3%)	
Measurement Accuracy	Voltage	0.5%FS+5dgt
	Current	0.5%FS+5dgt
	frequency	0.01%FS+5dgt
	power	0.5%FS+5dgt
set up Accuracy	Voltage	0.2%FS
	Current	0.1%FS
Current limit setting	0-MAX Current	
storage	5 groups of storage: M1 (V/F/A), M2 (V/F/A), M3 (V/F/A), M4 (V/F/A), M5 (V/F/A)	
protect	Over Current, Over Temp, Over Load, Short Circuit	
cooling method	Forced cooling by fan	
Operating environment	0-40°C/10-90%RH	

Adjustable AC Power Meter

APS-6000 Series



- Output voltage AC 0-300v adjustable and power 1000VA
- A/P/PF upper and lower limit Settings, with voice alarm function
- The four Windows display V, A, P, Apk/PF/F switching
- Easy to use, safe and reliable

Model	APS-6100	APS-6200	APS-6100B
The input voltage	AC 220V		
The output voltage	AC 0-300V Adjustable		
The output current	3.3A	6.6A	3.3A
Power	1kw	2kw	1kw
Display	V / A / P / PF / F / Apk		
Display precision	0.5%+2 digits		
Upper limit setting	√		
Output switch	√		
Sound alarming	√		
Isolate the output	×	×	√
Net weight (kg)	10	10	10
Gross weight (kg)	11	11	11.8
Instrument size (W*H*D)	323*180*250	323*180*250	323*180*250
Packing size (W*H*D)	406*295*305	406*295*305	406*295*305

Programmable DC Electronic Load

PEL-8000 Series



PEL series product is a new generation of DC electronic load, adopt new chip to achieve high speed and high precision design, provide 0.1 mV and 0.01 mA resolution (basic accuracy is 0.03%, the current rise of 2.5 A/us), with novel appearance, scientific and rigorous production technology, this one is more cost-effective compare to similar products. It can be widely used in the production line (phone charger, cell phone batteries, electric vehicle batteries, switch power supply, linear power supply), scientific research institutions, automotive electronics, aerospace, marine, solar batteries, fuel cells and other industries.

- CC , CV , CR , CP , short circuit, dynamic and other working modes
- Over voltage, overcurrent, overpower, overheat, polarity reverse protection
- High brightness vacuum VFD screen and display V,A,P simultaneously
- Accuracy of 0.1%
- Support external trigger input, output
- Automatic test function setting, more convenient operation
- RS - 232 interface. Optional special communication line connecting computer

Model	PEL-8150		PEL-8300		
Input Rating	Power	150W	300W		
	Current	0~30A		0~60A	
	Voltage	150V			
CC mode	Range	0-3A	0-30A	0-6A	0-60A
	Resolution	0.1mA			
	Accuracy	0.03%+0.05%			
CV mode	Range	0.1-19.999V		0.1-150V	
	Resolution	1mV	10mV	1mV	10mV
	Accuracy	0.03%+0.05%			
CR mode	Range	0.3Ω-10k	0.3Ω-5k	0.3Ω-10k	0.3Ω-5k
	Resolution	16 bits			
	Accuracy	0.2%+0.2%		0.1%+0.1%	
CW mode	Range	0-150W	0-150W	0-300W	0-300W
	Resolution	1mW	10mW	1mW	10mW
	Accuracy	0.2%+0.2%		0.1%+0.1%	
V Measurement	Voltage	0-19.999V	0-150V	0-19.999V	0-150V
	Resolution	0.1mV	1mV	0.1mV	1mV
	Accuracy	0.015%0.05%FS	0.015%0.05%FS	0.015%0.03%FS	0.015%0.02%FS
C Measurement	Current	0-3A	0-30A	0-6A	0-60A
	Resolution	0.1mA	1mA	0.1mA	1mA
	Accuracy	0.03%+0.05%FS	0.03%+0.08%FS	0.03%+0.05%FS	0.03%+0.08%FS
W Measurement	Watt	100W	150W	100W	300W
	Resolution	1mW	10mW	1mW	10mW
	Accuracy	0.2%+0.2%		0.1%+0.1%	
Battery Measurement Battery Input : 0.5-150V Max.Measurement:capacity=999/H;Resolution=0.1mA;Time=Range=1S-16HS					
Dynamic Measurement TransitionList:0-25KHz;2.5A/us ; T1&T2:60Us-999S;Accuracy:±15%offset+10%FS 1mS;2mS;5mS;10mS;20mS;50mS;100mS;200mS;Accuracy:±15%offset+10%FS					
Short circuit	Current(CC)	3A	30A	6A	60A
	Voltage(CV)	0V			
	Resistance(CR)	55mΩ	25mΩ	300mΩ	
Temperature	Operating	0-40°C			
	Environment	-10°C~70°C			
Net weight	kg	4.1		4.9	
Gross weight	kg	5		5.8	
Instrument size (W*H*D)	mm	215*100*355			
Packing size (W*H*D)	mm	310*200*480			

Electronic load specification

PEL-7000series

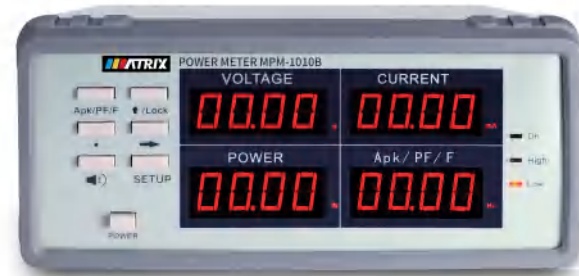


- Measurement range: 400W, 0~500V, 0~40A
- Four basic modes: CC/CV/CR/CP
- 1mV/1mA high resolution
- Up to 5K dynamic current test
- Up to 40kHz measurement speed of voltage/current
- Multi-mode battery discharge test
- List mode supports automatic test
- Independent short circuit test function
- Over voltage, low voltage, over current, over power, over heat, anti-wiring error, power on and other basic protection.

Model	PEL-7401	PEL-7402	PEL-7401H	
Channel No	1CH	2CH	1CH	
Rated value	Voltage	0~150V	0~150V	0~500V
	Current	0~4A/0~40A	0~2A/0~20A	0~1.5A, 0~15A
	Power	400W	200W*2	400W
CV mode	Range	0~18V/ 0~150V		0~50V/ 0~500V
	Resolution	1 mV/ 10 mV		
	Accuracy	± (0.05%+0.025% FS)		
CC mode	Range	0~4A/0~40A	0~2A/0~20A	0~1.5A/0~15A
	Resolution	1mA, 10mA		
	Accuracy	± (0.05% + 0.05%FS)		
CR mode	Range	0.05Ω~7.5KΩ		0.1Ω~25KΩ
	Resolution	16 bit		
	Accuracy	0.1% + 0.5%FS		
CP mode	Range	0~400W	0~200W	0~400W
	Resolution	10mW		
	Accuracy	0.1% + 0.5%FS		
Dynamic mode	T1&T2	100us~99.999s		
	Accuracy	10 μs±100 ppm		
	Slope	0.001~0.15 A/μs		
Voltage readback	Range	0~18V/ 0~150V		0~50V/0~500V
	Resolution	1mV/10mV		
	Accuracy	± (0.05% + 0.1%FS)		
Current Readback	Range	0~4A/ 0~40A	0~2A/ 0~20A	0~1.5A/ 0~15A
	Resolution	1mA, 10mA		
	Accuracy	± (0.05% + 0.1%FS)		
Power Readback	Range	0~400W	0~200W	0~200W
	Resolution	10mW		
	Accuracy	± (0.1% + 0.5%FS)		
Power protection	≈404W	≈202W	≈404W	
Current protection	≈40.4A	≈20.2A	≈15.2A	
Voltage protection	≈152V	≈152V	≈505V	
Temperature Protection	≈85°C			
Size(W*H*D)	mm	300*88*174		
Weight	kg	4.3	3.7	4.3

High Power Meter

MPM-1010/1010B



- The six test parameters V, A, P, PF/F/Apk
- The upper and lower limit of power factor, current and power, and there is a sound light alarm, suitable for production line batch test
- The wider frequency response is 15hz-650hz, exceeding all products at the same level
- Direct way saves the wiring trouble, enhance the security and convenience
- Precision resistance sampling technology, suitable for a wider range of products

MPM-1010 high-precision power meter applies direct plug mode instead of traditional terminal posts according to customers suggestion, to improve safety and convenience. The voltage and current sampling section uses precision resistance direct sampling instead of traditional transformer sampling, which ensures the original data is undistorted and improves the accuracy of the instrument. And this machine is especially adapted to some half wave and other various waveform measurement of DC component, testing full wave resistance, the distorted wave, half wave, symmetrical and unsymmetrical square wave, triangle wave, sawtooth wave and other special waveform under AC mode. It is a high cost-effective product with novel appearance and scientific design. It is widely used in mobile phone charger, adapter, switch power, household appliance, transformer and other industries.

Model	MPM-1010	MPM-1010B
4 window display	V, A P, Apk/PF/F	V, A P, Apk/PF/F
The input voltage	1V~300V	1V~300V
Input current	2mA-10A	2mA-10A
Power range	0.3W-3000W	0.01W-3000W
Precision	0.4%RD+0.1%FS+1d	0.4%RD+0.1%FS+1d
Switch range	automatic	automatic
Power factor	-1.000/+1.000	-1.000/+1.000
Frequency response	AC:15Hz~650Hz	AC:15Hz~650Hz
Hi - Low setting	V, A, P, PF	V, A, P, PF
Sound and light alarm	√	√
The key lock	√	√
The machine electricity	110V/220V Switchable	110V/220V Switchable
Communication methods	RS-232(Optional)	RS-232
Net weight (kg)	2.5	2.5
Gross weight (kg)	3.6	3.6
Instrument size (W*H*D)	225*100*305	220*105*360
Packing size (W*H*D)	300*210*420	300*210*480

Digital Multimeter

MDM-5500



- 55,000 counts, DC voltage accuracy up to 0.05%
- Up to 65 readings per second
- True RMS AC voltage / current measurement
- Data record function, you can record the measured data into internal memory, and then read and process the recorded data with your computer
- Dual line display supported
- SCPI support
- Using our powerful and easy to use interface, you can access, store, process and manage your data, by simply displaying your results in form of a table.
- 3.7 inch high-resolution LCD, providing a clear display

MODEL	Measurement Range	Resolution	Accuracy ±(% of reading + % of range)
DC Voltage	50.000mV	0.001mV	0.1%+10
	500.00mV	0.01mV	0.05%+5
	5.0000V	0.0001V	0.05%+5
	50.000V	0.001V	0.05%+5
	500.00V	0.01V	0.1%+5
	1000.0V	0.1V	0.1%+10
AC Voltage	500mv-750v	20Hz~45Hz	1% + 30
		45Hz~65Hz	0.5% + 30
		65Hz~1KHz	0.7% + 30
DC Current	500uA	0.01uA	0.15%+20
	5000uA	0.1uA	0.15%+10
	50mA	0.001mA	0.15%+20
	500mA	0.01mA	0.15%+10
	5A	0.0001A	0.5%+10
	10A	0.001A	0.5%+10
AC Current	500uA-500mA	/	0.5%+20
	5A-10A	/	1.5%+20
Resistance	500Ω	0.01Ω	0.15%+10
	5KΩ	0.0001KΩ	0.15%+5
	50KΩ	0.001KΩ	0.15%+5
	500KΩ	0.01KΩ	0.15%+5
	5MΩ	0.0001MΩ	0.3%+5
	50MΩ	0.001MΩ	1%+10
Frequency	10.000Hz~60MHz	/	±(0.2%+10)
Capacitance	50nF-500uF	/	2.5%+5
	5mF-50mF	/	5%+10
Diode	3.0000 V	0.0001V	/
Continuity	1000 Ω	0.1Ω	Adjustable threshold
Temperature	K type, PT100		
Max Display	55,000 counts		
Logging Duration	15ms-9999.999s		
Logging Length	1,000 points		
Display Screen	3.7- inch TFT LCD with resolution 480*320		
Dimensions (W×H×D)	235 x 88x 64 (mm)		
Device Weight	Approximately 0.45kg		

Digital Multimeter

MDM-8145A/8146A/8155A



- Double - parameter display can display two parameters of one input signal
- Has duty ratio measurement function /capacitance measurement
- With manual/automatic range setting function
- Supports SCPI protocol and provides programming documentation
- Periodic and frequency measurements frequency can reach up to 20MHz
- With keyboard lock function, and provide system settings, customized setting of language, buzzer, screen brightness
- Maximum 10A current and 1000V DC voltage measurement capability
- Use 3.5-inch screen with clear reading
- Speed of measurement: FAST (6 times/second), MID (4 times/second), SLOW (1 time/second)
- Square wave output function (MDM-8145A and MDM-8146A are optional)
- Communication interface: USB Device, RS232(MDM-8145A and MDM-8146A are optional)
- AC DC voltage,AC DC current, two wire/ four-wire resistance measurement
- Provide automatic trigger, external trigger and single trigger
- It has simple external calibration function

Technical indicators					
DC voltage measurement					
Range	Measuring range	Resolution	Error limit		
			MDM-8145A (4 ½)	MDM-8146A (4 ½)	MDM-8155A (5 ½)
200mV	1uV~220.000mV	1uV	± (0.05%+4)	±(0.03% +10)	± (0.015%+4)
2V	10uV~2.20000V	10uV	± (0.05%+3)	±(0.03% +6)	± (0.015%+3)
20V	100uV~22.0000V	100uV	± (0.05%+4)	±(0.03% +6)	± (0.015%+4)
200V	1mV~220.000V	1mV	± (0.05%+3)	±(0.03% +6)	± (0.015%+3)
1000V	10mV~1000V	10mV	± (0.1%+3)	±(0.03% +6)	± (0.015%+3)
AC voltage measurement (true value of validity)					
Range	Resolution	Error limit (MDM-8155A)			
		40Hz~5kHz	5~30kHz	30~50kHz	50~100kHz
200mV	1uV	±(0.2%+100)	±(0.2%+100)	±(0.5%+200)	±(0.8%+200)
2V	10uV	±(0.2%+100)	±(0.2%+100)	±(0.5%+200)	±(0.8%+200)
20V	100uV	±(0.2%+100)	±(0.8%+300)	±(2.5%+500)	±(5%+500)
200V	1mV	±(0.2%+200)	±(0.8%+450)		
750V	10mV	±(0.3%+200)	±(0.4%+200)		
Range	Resolution	Error limit (MDM-8145A frequency range: 50Hz~1kHz)			
200mV	10uV		± (0.8%+80)		
2V	100uV		± (0.8%+80)		
20V	1000uV		± (0.8%+80)		
200V	10mV		± (0.8%+80)		
750V	100mV		± (1%+50)		
Range	Resolution	Error limit (MDM-8146A)			
		40Hz~1kHz	1kHz~10kHz	10kHz~20kHz	
200mV	10uV	±(0.5% +40)	±(1% +40)	±(2.5% +40)	
2V	100uV	±(0.5% +40)	±(1% +40)	±(2.5% +40)	
20V	1000uV	±(0.5% +40)	±(1% +40)	±(2.5% +40)	
200V	10mV	±(0.5% +40)	±(1% +40)	Unspecified	
750V	100mV	±(0.5% +40)	Unspecified	Unspecified	

Technical indicators					
DC current measurement					
Range	Measuring range	Resolution	Error limit		
			MDM-8145A (4 ½)	MDM-8146A (4 ½)	MDM-8155A (5 ½)
200uA	0.001uA~220.000uA	0.001uA	± (0.35%+10)	±(0.15% +15)	± (0.05%+10)
2mA	0.01uA~2.20000mA	0.01uA	± (0.35%+10)	±(0.15% +10)	± (0.05%+10)
20mA	0.1uA~22.0000mA	0.1uA	± (0.35%+10)	±(0.15% +10)	± (0.05%+10)
200mA	1uA~220.000mA	1uA	± (0.35%+10)	±(0.15% +10)	± (0.05%+10)
2A	0.01mA~2.20000A	10uA	± (0.35%+10)	±(0.15% +10)	± (0.05%+10)
10A	0.1mA~10A	100uA	± (0.8%+60)	±(0.5% +10)	± (0.2%+60)
AC current measurement (MDM8155A frequency range 40~5kHz, the rest is 40~1kHz)					
Range	Measuring range	Resolution	Error limit		
			MDM-8145A (4 ½)	MDM-8146A (4 ½)	MDM-8155A (5 ½)
200uA	0.001uA~220.000uA	0.001uA	± (0.8%+80)	±(0.75% +20)	± (0.3%+400)
2mA	0.01uA~2.20000mA	0.01uA	± (0.8%+80)	±(0.75% +10)	± (0.3%+400)
20mA	0.1uA~22.0000mA	0.1uA	± (0.8%+80)	±(0.75% +20)	± (0.3%+400)
200mA	1uA~220.000mA	1uA	± (0.8%+80)	±(0.75% +10)	± (0.3%+400)
2A	0.01mA~2.20000A	10uA	± (0.8%+80)	±(0.75% +20)	± (0.3%+400)
10A	0.1mA~10A	100uA	± (1%+50)	±(1.0% +10)	± (1%+20)
Resistance measurement					
Range	Measuring range	Resolution	Error limit		
			MDM-8145A	MDM-8146A	MDM-8155A
200Ω	0.001Ω~220.000Ω	0.001Ω	± (0.1%+20)	±(0.08% +10)	± (0.08%+50)
2kΩ	0.01Ω~2.20000kΩ	0.01Ω	± (0.1%+20)	±(0.08% +5)	± (0.02%+6)
20kΩ	0.1Ω~22.0000kΩ	0.1Ω	± (0.1%+6)	±(0.08% +5)	± (0.02%+6)
200kΩ	1Ω~220.000kΩ	1Ω	± (0.1%+6)	±(0.08% +5)	± (0.02%+6)
2MΩ	10Ω~2.20000MΩ	10Ω	± (0.4%+10)	±(0.2% +10)	± (0.04%+8)
20MΩ	100Ω~22.0000MΩ	100Ω	± (0.4%+15)	±(0.35% +10)	± (0.25%+6)
Capacitance measurement					
Range	Measuring range	Resolution	Error limit		
			MDM-8145A (4 ½)	MDM-8146A (4 ½)	MDM-8155A (5 ½)
2nF	0.001nF~2.200nF	0.001nF	± (3.5%+30)	± (2%+5)	± (2%+5)
20nF	0.01nF~22.00nF	0.01nF	± (3.5%+30)	± (2%+5)	± (2%+5)
200nF	0.1nF~220.0nF	0.1nF	± (3.5%+30)	± (2%+5)	± (2%+5)
2uF	1nF~2.200uF	1nF	± (3.5%+30)	± (2%+5)	± (2%+5)
20uF	0.01uF~22.00uF	0.01uF	± (3.5%+30)	± (3%+5)	± (3%+5)
200uF	0.1uF~220.0uF	0.1uF	± (3.5%+30)	± (3%+5)	± (3%+5)
2mF	1uF~2.200mF	1uF	± (4%+10)	± (3%+5)	± (3%+5)
Frequency measurement					
Range	Measuring range	Resolution	Error limit		
			MDM-8145A (4 ½)	MDM-8146A (4 ½)	MDM-8155A (5 ½)
200Hz	0.001Hz~220.000Hz	0.001Hz	± (0.2%+10)	± (0.2%+10)	± (0.1%+3)
2kHz	0.01Hz~2.20000kHz	0.01Hz	± (0.2%+10)	± (0.2%+10)	± (0.1%+3)
20kHz	0.1Hz~22.0000kHz	0.1Hz	± (0.2%+10)	± (0.2%+10)	± (0.1%+3)
200kHz	1Hz~220.000kHz	1Hz	± (0.2%+10)	± (0.2%+10)	± (0.1%+3)
2MHz	10Hz~2.20000MHz	10Hz	± (0.2%+10)	± (0.2%+10)	± (0.1%+3)
20MHz	100Hz~22.0000MHz	100Hz	± (0.2%+10)	± (0.2%+10)	± (0.1%+3)
Duty cycle	5.0%~95.0% (error is within 10 words)				
Diode measurement					
Range	Measuring range	Input protection	Remarks		
200Ω	0~2V	250Vp	input current is about 0.75mA		
Open and off measurement					
Range	Measuring range	Input protection	Remarks		
200Ω	0~30Ω	250Vp	The input current is about 0.75mA, when the resistance is lower than 30Ω The input current is about 0.75mA,When the resistance is below 30 Omega, the buzzer is sound		
Square wave output					
Output		Output frequency	Output amplitude		
Square wave		1Hz~100kHz	3V		
Net weight	kg	2.6			
Gross weight	kg	3.15			
Instrument size (W*H*D)	mm	265*105*305			
Packing size (W*H*D)	mm	335*210*435			

MDM-8145A/8146A/8155A

Digital Multimeter

MDM-8145A/8146A/8155A

Digital Multimeter

Digital Multimeter

MDM-8165/8165A



- 6 1/2 resolution (MDM-8165A/MDM-8165)
- 3.5-inch color display screen (resolution ratio 320*480)
- Graphic display
- Double parameter display
- GPIB,RS-232, LAN ,USB interface are optional. functions of trigger input and output of measuring completion.
- Software could be updated by customers
- two-wire and four -wire resistance measurement , temperature measurement
- 10Ω and 1GΩ 's extension range current measurement capacity reaches up to 12A
- Many math functions
- Measuring speed: 0.02NPLC- 100NPLC
- Support SCPI language

Model	MDM-8165 (6 1/2)	MDM-8165A (6 1/2)
Display	3.5-inch color screen (resolution 320*480)	
Signal terminal	Front-end/back-end	Front-end
Maximum measurement speed	2500 readings per second	
Function	Items	Uncertainty,±(% measurement + % range)
DCV	Uncertainty	0.0035+ 0.0005
	Measuring Range	0 mV~1000 V
	Maximum Resolution	100nV
ACV	Uncertainty	0.06 + 0.03
	Measuring Range	1 mV~750 V
	Maximum Resolution	100nV
DCI	Frequency range	3 Hz ~ 300 kHz
	Uncertainty	0.05 + 0.006
	Measuring range	0 μA ~ 12 A
Resistance	Maximum resolution	10 pA
	Uncertainty	0.10 + 0.04
	Measuring range	1 μA ~ 12 A
Frequency /period	Maximum resolution	100 pA
	Frequency range	3 Hz ~ 10 kHz
	Uncertainty	0.01%
Capacitance	Measuring range	3 Hz ~ 1 MHz
	Maximum resolution	1 μHz
	Uncertainty	1 + 0.3
On- off/diode	Measuring range	0 nF ~ 100 mF
	Maximum resolution	1 pF
	On- off/diode	yes
Proportion (DC:DC)	Reference range	100mV ~ 10 V
	Input range	100mV ~ 1000 V
Temperature	Type	Platinum resistance, thermistor, custom sensor
	Maximum resolution	0.001°C
Mathematical functions	Relative to (ax + b), maximum/minimum/average, standard deviation, dB, dBm, read retention, limit test	
Graphics	Histogram, trend graph	
Interface	RS-232,IEEE 488,LAN,USB Device,USB Host,Trig IN/OUT	
Programming language	SCPI Compatible with Agilent 34401A ,34410 and Fluke 45	
Data storage capacity	512K	
Net weight	2.6	
Gross weight	3.15	
Instrument size (W*H*D)	265*105*305	
Packing size (W*H*D)	335*210*435	

Digital Multimeter

MDM-200 Series



Multi-function

A good helper of engineers

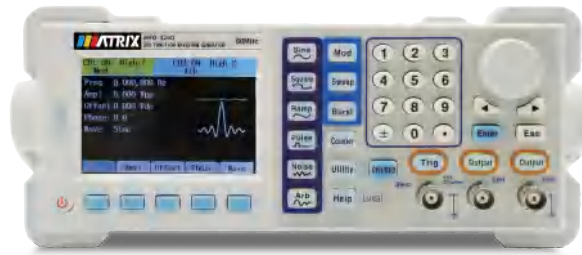
- True RMS measurement
- Intelligent burn resistant design
- NCV non-contact voltage interaction
- Double quakeproof protection design
- Maximum display 9999 digits



Model	MDM-201	MDM-202	MDM-203	MDM-204
DC Voltage	0.1mV~600V ±(0.5%+2)	0.1mV~600V ±(0.8%+5)	0.01uV~600V ±(0.5%+2)	0.6V~600V ±(0.5%+3)
AC Voltage	0.1V~600V ±(1.2%+10)	1mV~600V ±(1.0%+3)	0.01uV~600V ±(1.0%+3)	0.6V~600V ±(1.0%+3)
DC Current	1uA~10A ±(1.0%+2)	0.01uA~10A ±(1.0%+2)	0.01uA~10A ±(1.0%+2)	1uA~600mA ±(1.2%+10)
AC Current	/	0.01uA~10A ±(1.0%+5)	0.01uA~10A ±(1.0%+5)	1uA~600mA ±(1.2%+10)
Resistance	0.1Ω~20MΩ ±(0.8%+3)	0.1Ω~60MΩ ±(0.8%+2)	0.1Ω~100MΩ ±(0.8%+2)	0.1Ω~60MΩ ±(0.8%+10)
Capacitance	/	1nF~60000μF ±(3.0%+5)	1nF~100000μF ±(3.0%+10)	6nF~60000μF ±(3.5%+20)
Frequency	/	10~10MHz ±(0.1%+5)	10~10MHz ±(0.1%+3)	40~10MHz ±(0.1%+3)
Diode	✓ 2.2V	✓ 3.2V	✓ 3.2V	✓ 3V
NVC Response	✓	✓	✓	✓
VFCMM			✓	
Intelligent prevent burning	✓	✓	✓	
True RMS	✓	✓	✓	
Backlight display	✓	✓	✓	
On and off alarming	✓	✓	✓	
Value lock	✓	✓	✓	
Auto-power off	✓	✓	✓	✓
Maximum display	1999	5999	9999	5999
Input resistance		10MΩ	10MΩ	10MΩ
Sample rate	About 3 times/second			
Power	1.5V*2pc (AAA battery)			
Net weight (kg)	0.2			
Gross weight (kg)	0.3			
Instrument size (W*H*D)	105*45*70			
Packing size (W*H*D)	150*55*75			

Two Channel Function/ Arbitrary Waveform Generator

MFG-3000 Series



- 3.5-inch 480×320TFT LCD with clear graphic interface
- Sampling rate: 200MSa/S, vertical resolution: 13 bit and storage depth: 8k
- 5 basic waveforms and 32 arbitrary waveforms in-built
- Internal/external AM, FM, PM, ASK, FSK and PSK modulation function
- With RS232 interface, USB Device, USB Host interface supporting USB flash disk storage (USB Host Optional)

Frequency Characteristics	MFG-3215	MFG-3225	MFG-3240	MFG-3260
MODEL	15M type	25M type	40M type	60M type
Sine	1μHz ~ 15MHz	1μHz ~ 25MHz	1μHz ~ 40MHz	1μHz ~ 60MHz
Square	1μHz ~ 15MHz	1μHz ~ 15MHz	1μHz ~ 15MHz	1μHz ~ 15MHz
Triangle	1μHz ~ 15MHz	1μHz ~ 15MHz	1μHz ~ 15MHz	1μHz ~ 15MHz
Pulse	100μHz ~ 6MHz	100μHz ~ 6MHz	100μHz ~ 6MHz	100μHz ~ 6MHz
Arbitrary	1μHz ~ 6MHz	1μHz ~ 6MHz	1μHz ~ 6MHz	1μHz ~ 6MHz
Noise (-3dB)	7MHz Bandwidth			
Frequency Resolution	1μHz			
Frequency Accuracy	±5ppm			
Frequency Stability	±1ppm/3hour			
Frequency Characteristics				
Waveform Types	Sine, square, triangle, pulse, noise and arbitrary waves (including DC). There are 32 kinds of arbitrary waves and 50 kinds of user-defined waves.			
Waveform Length	8192 points			
Waveform Sampling Rate	200 MSa/s			
Waveform Vertical Resolution	13 bits			
Sine Wave Characteristics				
Sine Wave	Harmonic Distortion	≥45dBc(<1MHz); ≥40dBc(1MHz~20MHz)		
	Total Harmonic Distortion	<0.8%(20Hz ~ 20kHz, 0dBm)		
Square Wave Signal Characteristics				
Square Wave	Rise/Fall	<20ns		
	Overshoot	<5%		
	Duty Cycle	freq<100kHz: 1%~99%; 100kHz≤freq<5MHz: 20% ~ 80%; 5MHz≤freq: 40% ~ 60%(0.1% resolution)		

Pulse Wave Characteristics			
Pulse Wave	Pulse Width	Min 20ns; 1ns resolution	
	Edge Transition Time	Min 20ns;	
	Overshoot	<5%	
	Jitter	6ns+0.1% Period	
Ramp Wave Characteristics			
Ramp Wave	Linearity Degree	≥98%(0.01Hz~10kHz)	
	Symmetry	0.0 ~ 100.0%(resolution 0.1%)	
Output Characteristics			
Amplitude			
Amplitude Range	freq < 10MHz	10MHz≤freq < 30MHz	30MHz≤freq
	2mVpp ~ 20Vpp	2mVpp ~10Vpp	2mVpp ~5Vpp
Amplitude Resolution	1mV		
Amplitude Stability	±1% set value±1mVpp (1kHz Sine, 0 offset, >10mVpp)		
Amplitude Flatness (relative to 1K Sine, 1Vpp)	±0.4dB <10MHz ; ±1.0dB ≥10MHz。		
Output Impedance	50Ω±10% (Typical)		
Protection	All the signal output terminal can be shorted within 60s		
DC Offset			
Offset Adjusting Range	Output Amplitude>0.1V		2mV<Output Amplitude≤0.1V
	±10Vpk, ac + dc		±0.250Vpk, ac + dc
Offset Resolution	1mV		
Phase characteristics			
Phase Adjusting Range	0~359.9°		
Phase Resolution	0.1°		
External Measurement Function			
Frequency Meter	Frequency measurement range	1Hz ~ 100MHz	
	Measurement accuracy	Gate time continuously adjusted between0.01s~10s	
Counter Function	Counting region	0 ~ 4294967295	
	Control mode	Manual operation	
Input Signal Voltage Range	2Vpp~20Vpp		
Coupled Mode	AC or DC		
Pulse Width Measurement	1ns (resolution), 20s (MAX measuring time)		
Period Measurement	1ns (resolution), 20s (MAX measuring time)		
SYNC Output			
Output Channel	CH1 or CH2, default CH1		
Level	TTL		
Impedance	50Ω		
Rise/Fall Time	< 25ns		
Maximum Frequency	25MHz		
Size (W*H*D)	265×105×305		
Weight (kg)	2.6		

Programmable Electrical Safety Tester

MST-8101/8103



- 4.3-inch TFT color screen display, clear at a glance
- 105 test files can be compiled, and 25 test steps can be set for each file
- Current resolution up to 0.1μA, accurate
- Automatic discharge function after the test is over
- Up to 10GΩ insulation resistance test range
- 100VA capacity

Model	MST-8101	MST-8103		
Function Description	AC	AC/DC/IR		
Withstand voltage test				
lose Out Electricity Pressure	AC	voltage range	0.050kV—5.000kV	0.050kV—5.000kV
		Voltage waveform	Sine wave	Sine wave
		Distortion	< 3%	< 3%
		working frequency	50, 60Hz optional	50, 60Hz optional
		Frequency accuracy	±1%	±1%
	DC	voltage range	-	0.050 kV—6.00kV
		Signal source frequency	-	600Hz
		Output Power	-	50VA (10mA)
		Voltage regulation rate	-	± (1.0% +100V) (rated power)
		Voltage resolution	1V	1V
Voltage test accuracy	±2%	±2%		
Voltage generation method	DDS signal source plus class AB power amplifier	DDS signal source plus class AB power amplifier		
Electricity flow Measurement test Fan Surround	AC	Current range	0.001mA – 20.00 mA	0.001mA – 20.00 mA
		Short circuit current (momentary)	>40 mA	>40 mA
		Current resolution	0.001 mA	0.001 mA
	DC	Current accuracy	± (2% of reading + 2 words)	± (2% of reading + 2 words)
		Actual current	OFF-0.001 mA-20 mA	OFF-0.001 mA-20 mA
		Discharge function	-	Automatic discharge after the test (DCW)
Insulation resistance test (MST-8103 only)				
The output voltage	0.050V – 1.000kV			
Voltage resolution	1V			
Voltage test accuracy	±2%			
Maximum output current	10mA			
Maximum output power	10VA (1000V/10mA)			
Output instantaneous short-circuit current	>20mA			
Load Regulation	≤ 1 % (rated power)			
Ripple (1kV)	≤ 3% (1kV , no load)			
Discharge function	Automatic discharge after the test			
Resistance measurement range	0.1MΩ– 10GΩ			
Resistance measurement accuracy	Voltage < 500V: 0.2MΩ ~ 1GΩ accuracy: [± 10% reading + 5 words] 1GΩ ~ 10GΩ accuracy: [± 20% reading + 5 words] Voltage > 500V: 0.2MΩ ~ 1GΩ accuracy: ± [3% reading + 5 words] 1GΩ ~ 10GΩ accuracy: ± [7% reading + 5 words]			
Arc detection	MST-8101	MST-8103		
Measuring range	AC, DC	AC, DC:1mA – 20mA(9 gears, fine-tuning)		
Comparators	Window comparator mode I at the ON: When I at <I< on, the PASS; when Ix is ≤ I or under Ix is ≥ I on, FAIL (article items I at <I on) I down OFF: when I< I up, PASS; when Ix ≥ I up, FAIL; the insulation resistance judgment method is the same as above			
Capping current I on	AC, DC	AC: 0.001mA – 20mA DC: 0.1uA – 10mA		
Current upper limit setting I under	AC, DC	AC: 0.001mA – 20mA DC: 0.1uA – 10mA		
Resistance upper limit setting	OFF - 0.2MΩ - 10GΩ			
Resistance lower limit setting	0.2MΩ- 10GΩ			
Parameter setting				
Voltage rise time	0.1s – 999.9s			
Voltage drop time	0 s – 999.9s , (only after the withstand voltage PASS)			
Voltage waiting time	0.3s - 999.9s (only DC withstand voltage, and meet the rise time + test time > waiting time)			
Test time setting	0.3s - 999.9s (when TIMER ON)			
Time accuracy	±(0.2% setting value ± 0.1s)			
Protocol	SCPI , Modbus			
storage	105 test files can be programmed , and 25 test steps can be set for each file			
interface	HANDLER , SINGAL , RS232C , RS485 (optional)			
Size (W*H*D)	215*143*405 (without terminal)			
weight	kg 12			

Digital LCR Meter

MCR-5000 Series



- With new 32-bit core processor, the data is as good as the one of foreign first-class equipment
- 4.3 inch true color TFT display
- 30Ω , 100Ω two types of different signal source output resistance
- Built - in comparator, 5 grade flexible quantified and defective alarming mode shutdown automatically save test conditions, humanized operation
- Internal more than 100 sets of settings files, U disk extension to save multiple groups of test or recall simplified Chinese, English is optional
- U disk copy screen function, test data saving function, support FAT16 format, FAT32 file system, standard with RS232, USB HOST
- USB DEVICE, headphone interface, foot pedal interface and GPIB are optional

Model	MCR-5010	MCR-5030	MCR-5100	MCR-5200
Test parameter	L, C, R, Z , D, Q, X, ESR, θ(Deg), θ(Rad)			
Test frequency	100Hz, 120Hz, 1kHz, 10kHz	100Hz, 120Hz, 1kHz, 10kHz, 20kHz, 30kHz	40Hz, 50Hz, 60Hz, 75Hz, 100Hz, 120Hz, 150Hz, 200Hz, 250Hz, 300Hz, 400Hz, 500Hz, 600Hz, 750Hz, 800Hz, 1kHz, 1.5kHz, 2kHz, 2.5kHz, 3kHz, 4kHz, 5kHz, 6kHz, 7.5kHz, 10kHz, 12kHz, 15kHz, 15.7kHz, 16.2kHz, 20kHz, 25kHz, 30kHz, 40kHz, 50kHz, 60kHz, 66.6kHz, 75kHz, 100kHz in total 38 frequency points	40Hz, 50Hz, 60Hz, 75Hz, 100Hz, 120Hz, 150Hz, 200Hz, 250Hz, 300Hz, 400Hz, 500Hz, 600Hz, 750Hz, 800Hz, 1kHz, 1.5kHz, 2kHz, 2.5kHz, 3kHz, 4kHz, 5kHz, 6kHz, 7.5kHz, 10kHz, 12kHz, 15kHz, 15.7kHz, 16.2kHz, 20kHz, 25kHz, 30kHz, 40kHz, 50kHz, 60kHz, 66.6kHz, 75kHz, 100kHz in total 41 frequency points
Basic measurement accuracy	0.15%			
Test signal level	0.05V, 0.1V, 0.2V, 0.25V, 0.3V, 0.3V, 0.4V, 0.5V, 1V			
Equivalent circuit	In series, in parallel			
Mathematical functions	Percentage deviation			
Range way	Automatic, hold, manual selection			
Trigger mode	Internal, manual, external, bus			
Measure speed (≥1kHz)	High speed: The fastest is 30 times/second, middle speed: 10times/second, low speed: 3times/second			
Average time	1—255			
Delay time	0—6s, step is 1ms			
Calibration function	Open circuit/ short circuit / quick reset			
Display mode	Direct reading , Δ% , V/I (Measured voltage/current monitoring)			
Display range	5 digit display of main and minor parameters , 4.3 inch true color LCD displayer			
Output impedance	30 Ω, 100Ω optional			
Display range				
Z , R, X, ESR	0.1mΩ — 99.999MΩ			
C	0.01 pF — 9.9999F			
L	0.01 μH — 99999 H			
D	0.0001 — 9.9999			
Q	0.0001 — 9999.9			
θ (Deg)	-179.99° — 179.99°			
θ (Rad)	-3.1416 — 3.1416			
Δ%	-999.99% — 999.99%			
Others				
Comparator function	5 grades of sorting function((Except MCR5010))			
Storage	More than 100 sets of internal instrument settings for storage/call, U disk extension of more than 500 sets			
Port	RS232, HANDLER(Except MCR5010/5030), USB HOST are standard			
Net weight (kg)	3.5			
Gross weight (kg)	4.5			
Instrument size (W*H*D)	240*100*330			
Packing size (W*H*D)	330*210*425			

High Precision LCR Meter

MCR-6000A Series



- With new 32-bit core, as good as first class equipments
- 4.3inch true color TFT display
- 12Hz-600kHz testing frequency, frequency point continuously adjustable
- 0.05% basis testing accuracy, high speed in testing
- 0V,1.5V, 2V, Internal DC bias. Accuracy: 1%
- Automatic level control function
- 30Ω, 50Ω, 100Ω, 10/CC four different signal output impedance
- Built-in comparator, 11 files sorting and file counting function
- 10-point list scan function
- The software upgrade and update of the machine can be realized through the U disk
- U disk copy screen function can save data, support FAT32 data system
- Standard with RS232C, USB HOST, USB DEVICE HANDLER
- Matching GPIB, headphone jack.

Model	MCR-6100A	MCR-6200A	MCR-6600A
Test parameter	Z , Y , C, L, X, B, R, G, D, Q, θ, DCR		
Test frequency	12Hz-100kHz	12Hz-200kHz	12Hz-600kHz
Basic testing accuracy	0.05%		
Equivalent circuit	In series, in parallel		
Mathematical functions	Percentage deviation		
Range way	Automatic, hold, manual selection		
Trigger mode	Internal, manual, external, bus		
Measure speed (≥1kHz)	High speed: The fastest is 75 times/second (customizable), middle: 12times/second, low: 3times/second		
Average time	1-255		
Delay time	0-6s, step is 1ms		
Calibration function	Open circuit/ short circuit / quick reset		
Display mode	Direct reading, Δ, Δ%, V/I (Measured voltage/current monitoring)		
Display	5 digit display of main and minor parameters, 4.3 inch true color LCD displayer		
Testing signal			
Output impedance	30Ω, 100Ω, 10/100, 10/CC optional		
Test signal level	Normal: 5mV~2V Accuracy: 10%, 1mV step Constant level: 10mV~1V Accuracy: 5%, 1mV step See product manual for details		
DC bias source	Internal	0V, 1.5V, 2V, Accuracy 1%	
	Matching	IV1A:0~1A DC bias source option	
Display range			
Z , R, X	0.01mΩ — 99.9999 MΩ		
DCR	0.001 mΩ — 99.9999 MΩ		
Y , G, B	0.00001μS — 99.9999S		
C	0.00001pF — 9.9999F		
L	0.00001μH — 99.9999kH		
D	0.00001 — 9.9999		
Q	0.00001 — 9999.9		
θ (DEG)	-179.999° — 179.999°		
θ (RAD)	-3.14159 — 3.14159		
Comparator function	10 grade: (9 grades qualified, 1 grades not qualified), otherwise with AUX grade		
Multiparameter	Four parameters can be selected for simultaneous measurement and display		
Curve scan function	Under various test conditions, perform graphic scanning analysis on the test piece		
Storage	More than 100 sets of internal instrument settings for storage /call, U disk extension of more than 500 sets		
Interface	Standard with RS232C, HANDLER, USB HOST, USB DEVICE, Headphone jack, Foot pedal interface; Matching with GPIB, LAN		
Instrument size (W*H*D)	265*100*340		
Packing size (W*H*D)	335*210*420		
Net weight (kg)	4.5		
Gross weight (kg)	5.8		

High Precision LCR Meter

MCR-8000H Series

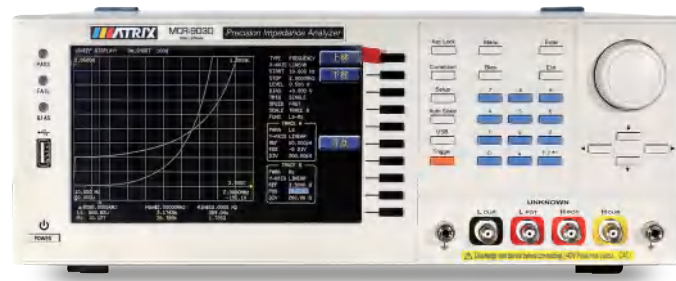


- With new 32-bit core, as good as first class equipments
- 7 inch true color TFT display
- 20Hz-5MHz testing frequency, frequency point continuously adjustable
- 0.05% basis testing accuracy, high speed in testing.
- -5V~+5V(-100mA~+100mA)Internal DC bias
- Automatic level control function
- Graphic scan analysis function, support frequency / level/offset scanning, display the characteristics
- 30Ω, 50Ω, 100Ω, 10/CC four different signal output impedance
- Built-in comparator, 10 files sorting and file counting function
- 10-point list scan function
- The software upgrade and update of the machine can be realized through the U disk
- U disk copy screen function can save data, support FAT32 data system
- Standard with RS232C, USB HOST, USB DEVICE HANDLER, headphone jack, foot pedal interface
- Matching GPIB

Model	MCR-8100H	MCR-8500H
Test parameter	Z , Y , C, L, X, B, R, G, D, Q, θ, DCR	
Test frequency	20Hz-1MHz, 0.01Hz resolution	20Hz - 5MHz, 0.01Hz resolution
Basic testing accuracy	0.05%	
Equivalent Circuit	In series, in parallel	
Mathematical functions	Absolute deviation, percentage deviation	
Range way	Automatic, hold, manual selection	
Trigger mode	Internal, manual, external, bus	
Measure speed (≥1kHz)	High speed: The fastest is 200 times/second (customizable), middle: 12times/second, low: 3times/second	
Average time	1-255	
Delay time	0-6s, step is 1ms	
Calibration function	Open circuit/ short circuit / load	
Display mode	Direct reading, Δ%, V/I (Measured voltage/current monitoring)	
Display	800*480 RGB 7 inch 16 : 9 TFT LCD display	
Testing signal		
Output impedance	30Ω, 100Ω, 10/100, 10/CC optional	
Test signal level	Normal: 5mV~5V Accuracy: 10%, 1mV step Constant level: 10mV~1V Accuracy: 5%, 1mV step	
DC bias source	Internal	-5V~+5V(-100mA~+100mA)Built-in bias current source, 5%, 1mV step
	Matching	IV100mA:±10V(±100mA)DC bias source option IV1A:0~1 DC bias source option
Display range		
Z , R, X	0.01mΩ — 99.9999 MΩ	
DCR	0.01 mΩ — 99.9999 MΩ	
Y , G, B	0.00001μS — 99.9999S	
C	0.00001pF — 9.9999F	
L	0.00001μH — 99.9999kH	
D	0.00001 — 9.9999	
Q	0.00001 — 9999.9	
θ (DEG)	-179.999° — 179.999°	
θ (RAD)	-3.14159 — 3.14159	
Comparator function	10 grade: (9 grades qualified, 1 grades not qualified), otherwise with AUX grade	
Storage	More than 100 sets of internal instrument settings for storage/call, U disk extension of more than 500 sets	
Interface	Standard with RS232C, HANDLER, USB HOST; Matching with USB DEVICE, Headphone jack, Foot pedal interface, GPIB	
Instrument size (W*H*D)	370*125*340	
Packing size (W*H*D)	445*260*495	
Net weight (kg)	7.4	
Gross weight (kg)	9.7	

Precision Impedance Analyzer

MCR-9000 Series



- Signal source frequency range: DC, 10Hz~5/10/20/30MHz
- Source position: variable voltage 10mV~2V/Variable current 200μA~20mA
- Basic impedance measuring accuracy: ±0.05%
- Automatic level control(ALC)function
- Output impedance 25Ω/100Ω switchable
- High cost efficient. Have basic measuring, drawing analysis function, also have support dielectric and permeability measurement

- High measuring speed < 3ms (fastest)
- Open circuit/ short circuit/ load correction function
- Up to four component parameters can be selected in the meter mode, and the inductance value and DCR value can be measured and displayed simultaneously
- Automatic component classification: Comparator and Bin classification function of HANDLER interface
- Built-in DC bias voltage -12V ~ +12V (6632)
- USB/GPIB/RS232/LAN Interface, Optional PC connection data analysis software can be purchased for fast automation and data access
- Ultra low power consumption < 30W, fanless design, zero noise

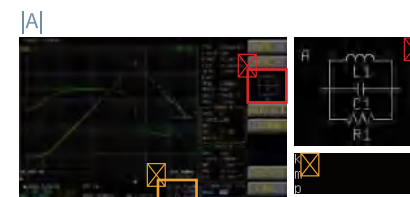
Select the scan function to display the curve chart
The graph displays the measurement information on the screen as a graph. Through the graph scanning function, the electrical characteristics of the component can be analyzed quickly



The multi-step list tests the automatic programming capabilities
The customer can perform a series of measurements on the component according to a self-defined sequence of steps. When all the test steps are completed, the screen will display the test results of the parameters selected for each step (PASS/HI/LO) or upload the data to the computer



Seven types, equivalent line analysis (optional)
Modeling and curve simulation of various equivalent circuit models. Seven different models, combined with different types of parameters (resistance, inductance, capacitance), can see three or four component values, as well as the self-resonance frequency (SRF)




Standard accessories

High frequency DIP fixture (MF-619)

Optional accessories

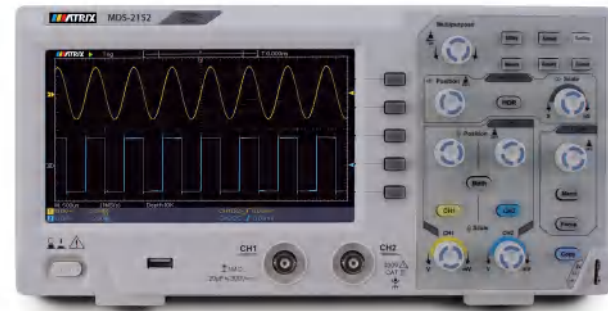
- Kelvin testing lead (MF-4001)
- BNC test extension cord (MF-3001A/B/C)
- High frequency DIP component test fixture (MF-6006)
- Dielectric constant fixture (MF-6007)
- Permeability coefficient fixture (MF-6008)
- Material test fixture (MF-6009)
- High frequency precision down-pressure SMD test fixture (MF-6010)
- High frequency precision tweezers type test wire clamp (MF-6011)
- High frequency precision SMD test fixture (MF-6012)
- (Liquid Dielectric Material Test Fixture) (MF-6020)



Model	MCR-9005	MCR-9010	MCR-9020	MCR-9030
Test parameter	Z , Y , C, L, X, B, R, G, D, Q, θ, DCR, Vdc-I dc, ESR, μr, εr			
Test frequency	10Hz-5MHz	10Hz-10MHz	10Hz-20MHz	10Hz-30MHz
Minimum resolution	100MHz, 6-digit frequency input			
Accuracy	7ppm±100mHz			
Basic measurement accuracy	0.08%			
AC measuring				
Test signal voltage range	10mV~2Vrms			
Minimum voltage resolution	1mV			
Accuracy	ALC OFF:10%* Set voltage ±2mV		ALC ON:6%* Set voltage±2mV	
Test signal current range	200μA~200mArms			
Minimum resolution current	10μA			
Accuracy	ALC OFF:10%* Set current ±20μA		ALC ON:6%* Set current ±20μA	
Measuring speed (fastest)	< 3ms			
Output impedance	Switchable 25Ω, 100Ω			
Measurement mode	Meter mode, Multi-step list, Graphics scan			
Calibration function	Open circuit / short circuit / load			
Equivalent Circuit	Series, Parallel			
Equivalent model analysis (optional)	Three components (4 models), four components (3 models)			
Multi-step list test	15 test steps			
Built-in DC bias voltage	-12V~+12V, 100Hz~30MHz			
PC LINK / CPK report environment	Optional			
Internal storage memory	100 groups of LCR meter setting files, 50 groups of multi-step test setup (each group have 15 test steps)			
External USB memory	lcr meter setting files, BPM image, multi-step test configuration file, scan image and data			
Parameter measuring range	Z	0.000mΩ~9999.99MΩ	Cs, Cp	0.00000pF~9999.99F
	R, X	±0.000mΩ~9999.99MΩ	Ls, Lp	±0.000nH~9999.99kH
	Y	0.00000μS~999.999kS	D	0.00000~9999.99
	G, B	±0.00000μS~999.999kS	Q	±0.00~9999.99
	θRAD	±0.00000~3.14159	Δ	±0.00%~9999.99%
	θDEG	±0.000°~180.000°	Rdc	0.00mΩ~99.999MΩ
	εr' εr''	0~1000000	μr' μr''	0~1000000
interface	I/O interface		HANDLER	
	Serial communication interface		USB, RS232, LAN	
	Parallel communication interface		GPIB	
Display	7.0 "TFT, 800*480 color display			
Operating environment	Temperature: 10°C~40°C, Humidity ≤ 80%RH			
Input power supply	Voltage	90~264Vac	Frequency	47~63Hz
Instrument size (W*H*D)	359*147*343			
Packing size (W*H*D)	495*280*480			
Net weight (kg)	3.95			
Gross weight (kg)	6.3			

Super- Economical Digital Storage Oscilloscope

MDS-2000 Series




- Bandwidth : 150MHz/250MHz
- 2-Channel + Sample rate : 1GS/s
- Ultra-thin body + 7 inch high resolution LCD
- SCPI, and LabVIEW supported

Model	MDS-2152	MDS-2252
Bandwidth	Up to 150MHz	Up to 250MHz
Sample Rate	1GS/s	
Horizontal Scale (s/div)	2ns/div - 1000s/div, step by 1 - 2 - 5	
Rise Time (at input, typical)	≤3.5ns	≤1.7ns
Channel	2	
Display	7" color LCD, 800 x 480 pixels	
Input Impedance	1MΩ ± 2%, in parallel with 20pF±5pF	
Channel Isolation	50Hz : 100 : 1, 10MHz : 40 : 1	
Max Input Voltage	400V (PK - PK) (DC+AC, PK - PK)	
DC Gain Accuracy	±3%	
Record Length	10K	
DC Accuracy (average)	Average≥16: ±(3% reading + 0.05 div) for ΔV	
Probe Attenuation Factor	1X, 10X, 100X, 1000X LF Respond (AC, -3dB)	
LF Respond (AC, -3dB)	≥10Hz (at input, AC coupling, -3dB)	
Sample Rate / Relay Time Accuracy	±100ppm	
Interpolation	sin (x) / x	
Interval (ΔT) Accuracy (full bandwidth)	Single : ±(1 interval time + 100ppm x reading + 0.6ns), Average>16 : ±(1 interval time + 100ppm x reading + 0.4ns)	
Input Coupling	DC, AC, and GND	
Vertical Resolution (A/D)	8 bits (2 channels simultaneously)	
Vertical Sensitivity	5mV/div - 5V/div (at input)	
Trigger Type	Edge, Video	
Trigger Mode	Auto, Normal, and Single	
Trigger Level	±5 divisions from screen center	
Line / Field Frequency (video)	NTSC, PAL and SECAM standard	
Cursor Measurement	ΔV, and ΔT between cursors	
Automatic Measurement	Vpp, Vavg, RMS, Frequency, Period, Vmax, Vmin, Vtop, Vbase, Width, Overshoot, Pre-shoot, Rise time, Fall time, +Width, -Width, +Duty, -Duty, Delay A→B, Delay A→B, area, cycle area	
Waveform Math	+, -, X, ÷, invert, FFT	
Waveform Storage	16 waveforms	
Lissajous	Full bandwidth	
Figure	±3 degrees	
Communication Interface	USB host, USB device	
Frequency Counter	available	
Power Supply	100V - 240V AC, 50/60Hz, CAT II	
Power Consumption	< 15W	
Fuse	2A, T class, 250V	
Dimension (W x H x D)	301 x 152 x 70 mm	
Device Weight	1.10 kg	

Dual Channel Analog Oscilloscope

MOS-620



- Dual channel 20MHz
- Sweep X10 times
- TV synchronization, X-Y mode
- High luminance, internal calibrated CRT
- Japanese electronic code switch, light and reliable
- Sealed attenuation switch is durable
- ALT trigger function, can measure two irrelevant signals

Model	MOS-620
Vertical system	Trigger
Sweep time: 0.2μSec~0.5Sec/DIV, 20 steps in 1-2-5 sequence	Trigger source: CH1, CH2, LINE,EXT
Accuracy: ±3%	Trigger Coupling: AC: 20Hz to full bandwidth
Fine: ≤1/2/5 panel indication scale	Trigger slope: +/-
Sweeping magnification: 10 times	Sensitivity: 20Hz~2MHz: 1DIV TRIG-ALT: 2DIV EXT:200mV
X10MAG sweep time accuracy: ±5% (20nSec~50nSec not calibrated)	2MHz~20MHz: 1.5DIV TRIG-ALT: 3DIV EXT:800mV
Linear: ±5%X10MAG: ±10% (0.2s~1μs)	TV: Sync pulse > 1DIV(EXT:1V)
Displacement caused by X10MAG: < 2DIV at the center of CRT	Trigger mode: AUTO: AUTO NORM: NORM
X-Y mode	TV field: when you want to observe a TV signal;
Sensitivity: same as vertical axis	TV line: (only when the sync signal is negative pulse, the TV field and TV line can be synchronized)
Frequency range: DC~500kHz	External trigger mode model
X-Y phase error: ≤3° (DC~50kHz)	Input impedance: Approx. 1MΩ/25pF
Horizontal system	Max. Input voltage: 300V(DC+AC peak) AC frequency: 1kHz or lower
Sensitivity: 5mV~5V/DIV, 10 steps in 1-2-5 sequence	Calibration signal
Sensitivity and accuracy: ≤3%; 1/2.5 or smaller than the panel indicating scale	Waveform: Square wave
Frequency range: DC~20MHz	Freq.: Approx.1kHz
AC coupling: < 10Hz (100kHz 8DIV frequency response:-3dB)	Duty cycle: < 48: 52
Rise time: Approx. 17.5nS	Output voltage: 2Vp-p±2%
Input resistance: Approx. 1M/25pF	Output impedance: Approx.1kΩ
DC balance movement: 5mV~5VDIV: ±0.5DIV	CRT oscilloscope tube
Linear: When the waveform moves vertically in the center of the grid (2DIV)	Model : 6 inch rectangular internal graticule
Amplitude change < ±0.1DIV	Phosphor powder specifications: P31
Vertical mode: CH1; CH2; DUAL: CH1 and CH2 display simultaneously Speed can be selected alternately or intermittently	Acceleration voltage: Approx. 2kV (20MHz)
ADD: CH1 and CH2 do algebraic addition	Valid display: 8X10DIV [1DIV=10mm(0.39in)]
Intermittent repetition frequency: Approx. 250kHz	Graticule: internal
Input coupling: AC GND DC	Trace rotation: adjustable at front panel
Maximum input voltage: 300V peak (AC: Freq.≤1kHz)	Technical characteristic
Common mode rejection ratio: >50:1 at 50kHz sine wave (Set the sensitivity of CH1 and CH2 the same)	Power source: AC 220C±10% (standard) , AC 110V/220V
Insulation between 2 channels (in the range of 5mV/DIV):	±10% (optional) 50Hz/60Hz, 35VA Maximum
> 1000:1 50kHz; > 30:1 15MHz / > 30:1 35MHz; > 30:1 45MHz	Dimension: 455 (W) *150(H)*310(D)mm
CH2 INV BAL: Balance point change rate ≤ 1DIV (corresponding to the scale center)	Weight: Approx. 8kg

Multichannel Temperature Measuring Instrument

MR-3000P



- 10-inch high-brightness touch color TFT LCD screen
- ARM microprocessor, can realize multi-channel (up to 64 channels) signal acquisition, recording, display and alarm at the same time
- 3459MB large-capacity FLASH flash memory chip, never lose data when power off
- Fully isolated universal input, which can be directly set on the instrument to input multiple signals at the same time
- Built-in GB2312 Chinese character library
- Alarm function, indicating the lower limit, lower limit, upper limit, and upper limit alarm of each channel at the same time; 8 relay alarm outputs (optional)
- The data range of display quantity is wider, which can display 6 digits: -999, 99~1999.99
- Support internal/external micro print data
- Single 8-64 channel free combination, RS232, RS485, USB, GPIB, Ethernet a variety of communication modes, Support standard Modbus RTU communication protocol

Model	MR-3000P
Display	10 inch color touching screen
Power supply	AC:85V~265V,DC:12~25V
Lithium battery power supply module	12V, 4000mAH high-capacity polymer lithium battery pack, output DC12.6V (optional)
Power consumption	≤25VA (the actual power consumption is related to the number of input channels)
Number of channels	1-200 road
input signal	Thermocouple: K, E, R, B, N, T, E, J, S, WRE5-26, WRE3-25
	Thermal resistance: PT100, PT1000
	Current (DC): 4~20mA, 0~20mA
	Voltage (DC): 0~5V, 0~10V, ±100mV
Sampling frequency	1~19999S independent setting
Recording capacity	3G
Record mode	Loop record
alarm type	High and low limit alarms, 4 per channel (upper upper limit, upper limit, lower limit, lower limit)
Relay	8-way normally open normally closed relay 250V/5A
power distribution	1 channel 24VDC power distribution (optional multi-channel 24V or multi-channel 5VDC)
communication	Standard Ethernet, RS485, RS232 (USB, 4G/WIFI optional)
	Standard Modbus TCP, standard Modbus RTU communication protocol
Operating environment temperature	-20°C~50°C
Operating environment humidity	Less than 95% R.H (no condensation)
Storage temperature	0°C~50°C
Storage environment humidity	Less than 85% R.H (no condensation)
Body material	Fireproof ABS
Dimensions	288*288*200mm
Installation hole size	278*278mm

Infrared Thermometer

MTM-300 Series



Choose high-quality electronic components, adopt aluminum alloy sensor, accurately receive temperature signal measurement, pay attention to the details of customers, to provide customers with more professional measurement experience

- High and low temperature sound and light alarming, high and low temperature alarm value can be set according to the use requirement
- HD VA color backlight display, clear reading
- Laser 9 point positioning measurement leads to more accurate measuring
- The emissivity is adjustable, higher precision measurement for different material surface
- Alarming sound can be open or close
- It can be collected with K type probe for temperature measurement (only:MTM-304)
- Environment temperature and humidity display (only:MTM-304)
- Temperature unit conversion
- 0.5 second fast response, maximum value, auto turn-off, over-range tip etc

Model	MTM-301	MTM-302	MTM-304
Temperature measurement range	-50°C~480°C	-50°C~680°C	-50°C~880°C
Measurement accuracy	(1.5%+1°C) (1.5%+5°F)		
Repeat accuracy	±0.5% or ±1°C (2°F)		
Display resolution	0.1°C (0.1°F)		
Resolution	0.1~1.00 adjustable		
Measure the distance ratio	12:1		
°C/°F temperature unit conversion	✓		
Backlight display/ auto shutdown	✓		
Overrange display	"LO" or "HI"		
Screen display mode	VA color screen		
K type probe measure temperature	✗	✗	✗
Ambient temperature and humidity display	✗	✗	✗
Power supply	1.5V*2AAA (seventh battery)		
Operation temperature/humidity	0°C~50°C ; 10~95%RH no condensation		
Net weight (kg)	0.15		
Gross weight (kg)	0.25		
Instrument size (W*H*D)	150*40*95		
Packing size (W*H*D)	190*52*123		

Oscilloscope Probe

Essentially, an oscilloscope probe establishes a physical and electrical connection between a test point or source and an oscilloscope; in fact, an oscilloscope probe is a type of device or network that connects a signal source to an oscilloscope input. There are three key issues with the degree of connectivity: physical connectivity, impact on circuit operation, and signal transmission.

◆ General Oscilloscope Probe IP-100/200/1110/2210/2220/2230



Model	IP-100	IP-200	IP-1110	IP-1120	IP-2210	IP-2220	IP-2230
Bandwidth	DC-100MHz	DC-200MHz	DC-100MHz	DC-200MHz	DC-100MHz	DC-200MHz	DC-300MHz
Attenuation	X1 / X10						
Input resistance	About 1MΩ for X1 and about 10MΩ for X10						
Input capacitance	About 105pF for X1 and about 15pF for X10		About 95pF for X1 and about 13pF for X10		About 95pF for X1 and about 12pF for X10		
Maximum output Voltage	X1 150V DC +Peak AC X10 300Vrms						
Compensation range	10-20pF		10-25pF		10-30pF		
Test line length	About 1.2m						
Operating environment	0-50°C 0-80%RH						

◆ P6139 Series Oscilloscope Probe P-6139/P6139A/P6139B



- Miniature probe tip: easier to connect into tested circuit
- Frequency width DC-500MHz
- P6139B With automatic identification function
- Parts combination : more flexible usage , adapt to more test occasions

Model	P-6139	P-6139A	P-6139B
Bandwidth	500MHz	500MHz	500MHz
Attenuation	10X / 1X	10X	10X
Rise Time	<700Ps	<700Ps	<700Ps
Maxinput Voltage	300VCATII	300VCATII	300VCATII
Input Resistance	10MΩ/1MΩ	10MΩ	10MΩ
Input Capacitance	11pF/95pF	9pF	9pF
Auto-ID	No	No	Yes
Cable Length(meter)	1.4m		

◆ Oscilloscope High Voltage Probe IP-2100/P3100/IP3100A/P5100A

- Frequency width DC-250MHz
- Automatically identification function
- Voltage withstand as high as 3000Vpk
- High precision accuracy < 1%



Model	IP-2100	P-3100	IP-3100A	P-5100A
Bandwidth	100MHz	100MHz	250MHz	250MHz
Attenuation	100X	100X	100X	100X
Rise Time	< 3.50ns	< 3.50ns	< 1.4ns	< 1.4ns
Maxinput Voltage	2000Vpk	2000Vpk	2000Vpk	3000Vpk
Input Resistance	100MΩ	100MΩ	100MΩ	100MΩ
Input Capacitance	12pF	10pF	10pF	3pF
Cable Length(meter)	1.2m	1.2m	1.2m	2m
Operating environment	0-50°C 0-80%RH			

◆ Differential Probe P-5205A/5210A

- Separate design
- Adopt large scale integrated circuit , SMT process , with better reliability and stability
- 4MΩ high resistance
- Super high speed test probe , rising time can reach to 3.5ns



Model	P-5205A	P-5210A
Bandwidth	50MHz	100MHz
Attenuation	500X / 50X	500X / 50X
Rise Time	< 7ns	< 3.50ns
Differential voltage	+/-1300V(500X)	+/-1300V(500X)
Common mode voltage	1000VRms	1000VRms
Input resistance	8MΩ/4MΩ	8MΩ/4MΩ
Input capacitance	7pF	7pF
Common mode dump ratio	DC: > -80 dB 100 kHz : > -60dB 3.2 MHz:-40dB 100 MHz : -30dB	DC: > -80 dB 100 kHz : > -60dB 3.2 MHz:-40dB 100 MHz : -30dB

Optional Accessories

Certification



LCR-001

SMD Four-terminal test cable



LCR-002

SMD Four-terminal test cable



LCR-003

SMD Test pliers



LCR-004

SMD Test box




LCR-005

Four-terminal test box



LCR-006

Four-terminal test box




IOM002

Ohmmeter Test pen



LCR-101

Gold plated short circuit



LCR-102

Gold plated short circuit



MTR-08

Temperature module



ML-100

Power supply test lead



MEL-300

RS-232 cable

