

CITOCUT 30K



Plasma Cutting - Anywhere, Anytime

The **Citocut 30K** plasma cutting system arrives ready to go for fast and precise cutting. With the 30K, forget the grinder – simply pick up the torch and cut in seconds.

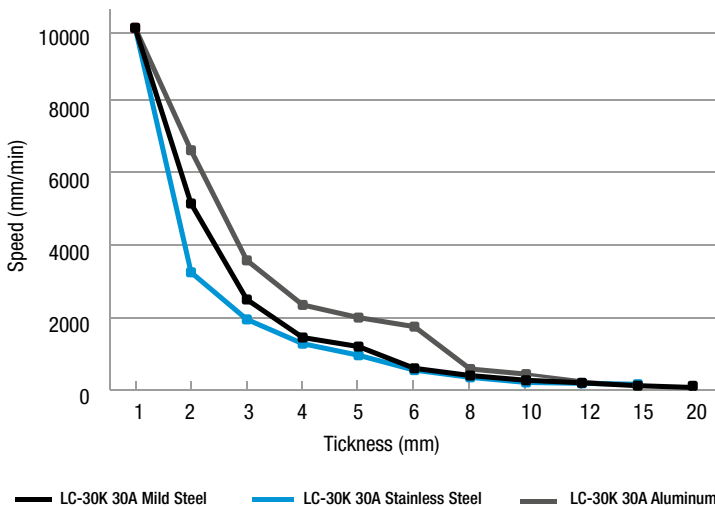
Features

- **Ultimate Portability** – Internal air compressor enables operation in environments where external compressed air is not available.
- **Continuous Output Control** – Focus the arc for different material thickness.
- **Touch Start system** – Reliable plasma arc initiation without high frequency.
- **Rapid Arc Restrike** – Fast cutting through gaps, even expanded metal.
- **Front Panel Purge Control** – Makes it easy to set the air flow rate without initiating the plasma arc.
- **Cool Operation, Long Consumable Life** – New electrode and nozzle design save you money in the long run.
- **Added Safety** – Our Parts-in-Place system detects correct installation of consumables and torch.
- **Engine Drive Compatible** – Select a Lincoln Electric Vantage® to power your Citocut in remote locations.

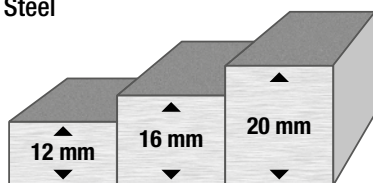


INTERNAL COMPRESSOR OR EXTERNAL AIR

CUTTING PERFORMANCE



Cut performance – Mild Steel Hand Torch



Recommended	Maximum	Severance
Rated Cut @ 22 ipm 0.56 m/min	Maximum Cut @ 14 ipm 0.36 m/min	Sever Cut @ 5 ipm 0.13 m/min



Citocut 30K (W100000319) includes:

- Internal air compressor (external air connection also standard)
- Lincoln Electric LC30 Torch with 4 m cable
- Air regulator and pressure gauge
- Internal water separator
- Work clamp and cable
- Spare consumables
- Input power cord

Applications

- On site maintenance
- Small construction sites.
- Air ducting installation (HVAC)
- Demolition work
- Rental



RECOMMENDED ACCESSORIES



Plasma Circle Cutting Guide Kit
For cutting circles from 77-838 mm (3-33 in.) in diameter. Works with all Lincoln LC series plasma torches.
Order W0300699A



Lincoln Electric LC30 Replacement Torch
Includes 4 m (10 ft.) torch cable and one set of all required torch expendable parts.
Order W10000325



Two-wheeled undercarriage
For stick and TIG inverters
Order W0200002

REPLACEMENT TORCH CONSUMABLES

Consumable Wear

- It is normal for the electrode and nozzle to wear during operation.
- Electrodes should typically be replaced when erosion reaches 0.65 mm (0.025 in.).
- A green and erratic arc will indicate end of electrode life. The electrode should be immediately replaced.
- It is recommended that the Electrode and Nozzle be replaced as a complete set.

CITOCUT 30K TORCH CONSUMABLES

Product Number	Description
W03X0893-75A	Electrode
W100000326	Tip 0.8 mm
W03X0893-77A	Retaining Cap
W03X0893-5R	Swirl Ring
W03X0893-78R	Spacer

Lincoln Electric LC30 Parts



Electrode W03X0893-75A
Gas distributor W03X0893-5R
Tip 0.8 mm W100000326
Retaining Cap W03X0893-77A
Spacer W03X0893-78R

PLASMA-BOX LC30

W100000361

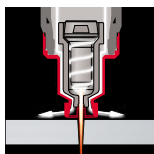


Part	Quantity	Reference
Electrode	10	W03X0893-75A
Gas distributor	3	W03X0893-5R
Tip shielded - 30A	10	W100000326
Retaining Cap	1	W03X0893-77A
Spacer	3	W03X0893-78R

Type of cutting

CONTACT

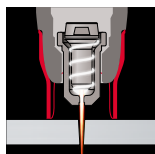
OPTION 1



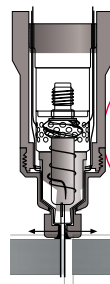
Convenient for the operator, simply drag the nozzle on the plate. Well protected nozzle.

STAND-OFF

OPTION 2



Maximum flexibility and visibility of the plasma stream.



HIGHER TRAVEL SPEED AND LONGER LIFE TIME CONSUMABLES

SPECIFICATIONS

Product Name	Product Number	Input Power	Rated Output Current/Voltage/ Duty Cycle	Fuse (delayed) or Circuit Breaker	Pilot Current	Output Range	Air Pressure Required	Air Flow Rate Required	Dimensions H x W x D (mm)	Net Weight Without Torch (kg)
CITOCUT 30K	W100000319	230/1/50	30A@60% 25A@100%	16A	20A	15-30A	5.0bar – 6.0bar	125 ±10% l/min	385 x 215 x 480	18,5

CUSTOMER ASSISTANCE POLICY

The business of The Lincoln Electric Company® is manufacturing and selling high quality welding equipment, consumables, and cutting equipment. Our challenge is to meet the needs of our customers and to exceed their expectations. On occasion, purchasers may ask Lincoln Electric for information or advice about their use of our products. Our employees respond to inquiries to the best of their ability based on information provided to them by the customers and the knowledge they may have concerning the application. Our employees, however, are not in a position to verify the information provided or to evaluate the engineering requirements for the particular weldment. Accordingly, Lincoln Electric does not warrant or guarantee or assume any liability with respect to such information or advice. Moreover, the provision of such information or advice does not create, expand, or alter any warranty on our products. Any express or implied warranty that might arise from the information or advice, including any implied warranty of merchantability or any warranty of fitness for any customers' particular purpose is specifically disclaimed.

Lincoln Electric is a responsive manufacturer, but the selection and use of specific products sold by Lincoln Electric is solely within the control of, and remains the sole responsibility of the customer. Many variables beyond the control of Lincoln Electric affect the results obtained in applying these types of fabrication methods and service requirements.

Subject to Change – This information is accurate to the best of our knowledge at the time of printing. Please refer to www.lincolnelectric.eu for any updated information.