

# PosiTest<sup>®</sup> DFT

## Coating Thickness Gage

### Instruction Manual v. 4.0

**Combo:** measures on all metals. The letter “F” (ferrous, e.g. steel) or “N” (non-ferrous, e.g. aluminum) is displayed with each reading depending on the substrate. Gage automatically recognizes the substrate.

**Ferrous:** measures on steel only. The letter “F” is always displayed.


**Operation:** Press either button to power-up. Place flat on surface. Hold steady. When measurement is obtained, new reading flashes. Lift gage or leave on the surface for repeated measurements.

**Menu:** Press both  $\ominus$   $\oplus$  buttons simultaneously to access the gage menu. Navigate the menu using the  $\ominus$   $\oplus$  buttons. Press both buttons to select:


 **Exit menu** and return to main screen


 **Switch Measurement Units**


 **Zero Calibration Adjustment:** Measure the uncoated part. Zeroing provides the best coating thickness accuracy.

 **1 Point Calibration Adjustment:** Also known as ‘Offset’ or ‘Correction Value.’ Measure a known thickness. Adjust the reading up  $\oplus$  or down  $\ominus$  using the gage buttons until expected thickness is displayed. Press  $\ominus$   $\oplus$  to accept.




 **Reset:** Restore factory calibration, units, and screen rotation settings. Handy when an uncoated part is not available for zeroing.

 Indicates that the gage is in factory calibration


 **Brightness:** Use  $\ominus$  or  $\oplus$  buttons to adjust screen brightness.


 **Auto Rotate Lock**

 **Power-down the gage**

 **Average:** Select to display a running average of up to 99 readings. The following icons will be displayed in gage menu:

 **Delete Last Reading:** select to delete the last reading from average. **Shortcut:** Press  $\ominus$

 **Clear:** select to clear running average. **Shortcut:** Press  $\oplus$

 **Off:** Turn off Average

**Shims:** Included plastic shims provide a quick operational check. Also used for protection on tacky, rough or hot surfaces.

**Battery Indicator:** Replace AAA Alkaline batteries when indicator turns RED.

**Range:** 0-40 mils                      0-1000  $\mu$ m  
**Accuracy:** +/- (0.1 mils + 3%)    +/- (2 $\mu$ m + 3%)

DeFelsko’s sole warranty, remedy and liability are the express limited warranty, remedy, and limited liability that are set forth on its website: